



**G.D. GOENKA PUBLIC SCHOOL ,
DWARKA**

PRIMARY NEWSLETTER

JULY 2024

**“Tell me and I forget, teach me and I
may remember, involve me and I
learn.”**

**HIGHER
STRONGER
BRIGHTER**



ENGLISH NEWSLETTER NURSERY

NURSERY FAIRIES



NURSERY ANGELS



NURSERY SPRITES



NURSERY CHERUBS



NURSERY PIXIES



NURSERY ELVES



The 'Word of the Week' activity was initiated to teach new words to our students so that they can use them in their day-to-day life. Words like- **inhale**, **litter**, **transport** and **jolly** were explained with the help of stories and rhymes

KINDERGARTEN ENGLISH NEWSLETTER



LETTER "C" & "K"

Students participated in a simple yet engaging activity to learn when to use the letters "c" and "k." They drew a cat, using the letter "a" for its eyes, "o" for its nose, and "u" for its mouth. They were then taught that the letter "c" is used before "a," "o," and "u." Next, they made a kite from the letter "k" and were informed that "k" is used before "e" and "i."

READING SESSIONS

Reading sessions are essential for kids as they enhance language and cognitive skills, stimulate imagination and creativity, foster emotional intelligence, and improve academic performance. They also strengthen the bond between children and caregivers, promoting a lifelong love of learning and books.

LETTER "H" CRAFT

Students created hippo crafts using paper plates, which enhanced their fine motor skills in a fun and creative way.

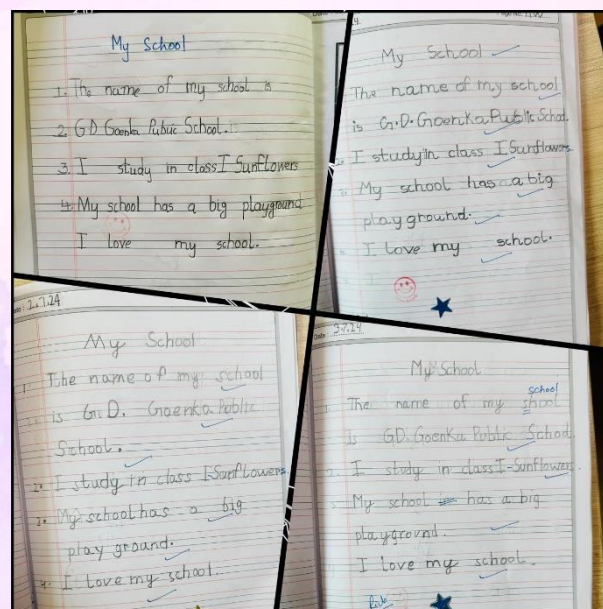
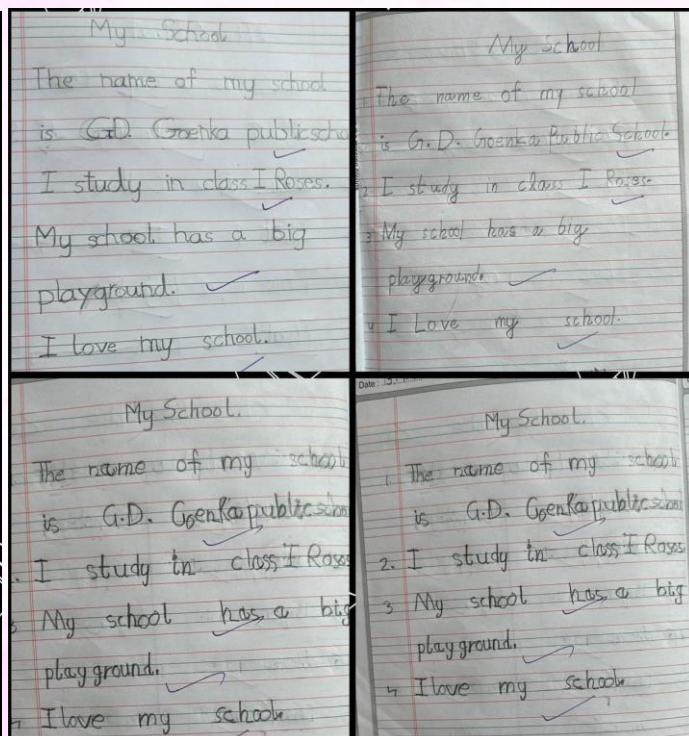
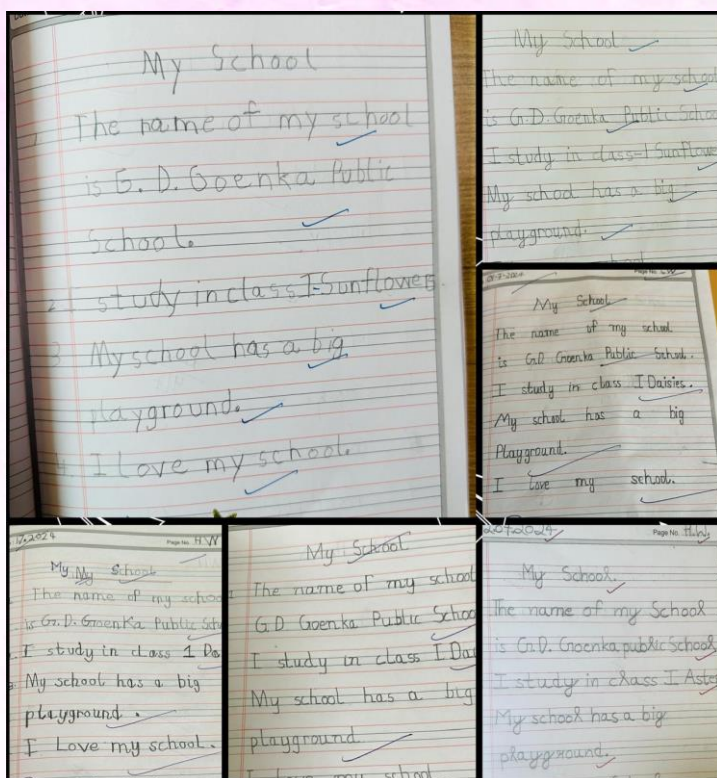




CLASS-1 ENGLISH



Creative writing enhances students' cognitive development by fostering imagination and refining language skills. It allows them to explore ideas, nurturing a deeper understanding of themselves and the world around them. The **Creative Writing** activity focused on the topic 'My School' where students explored and described basic aspects of their school and classroom environment. This exercise helped them learn more about their surroundings and enhanced their writing skills and creativity.



G.D. Goenka Public School, Dwarka.

WISDOM HIGH

Word of the Week

CLASS : I

WORD: parched

MEANING: very thirsty/very dry

SYNONYM: dehydrated

ANTONYM: hydrated

USAGE: After playing outside, I felt parched and needed water to drink.

G.D. Goenka Public School, Dwarka.

WISDOM HIGH

Word of the Week

CLASS : I

WORD: famished

MEANING: extremely hungry

SYNONYM: starved

ANTONYM: well fed

USAGE: I was tired and famished for food after my swimming class.

JULY
2024

CLASS II
ENGLISH

PLURAL NOUNS - Names of more than one person, place, animal or thing

| | |
|--|--|
| Add - S bag - bags Car - Cars Tree - Trees | Add - es box - boxes dish - dishes glass - glasses |
| Drop the - Y Add - ies baby - babies cherry - cherries | Drop f and fe Add - ves Wolf - Wolves leaf - leaves |
| Irregular nouns Man - men child - children Foot - feet Tooth - Teeth Fish - Fish | |

Name: Samarth Gahlot
class: II - Cuckoos

The students enjoyed the concept of Nouns - Number. They learnt the conversion rules and made a poster on it.



PLURAL NOUN RULES

Add **S** to form the plural of most nouns.
girl → girls

Add **ES** to nouns that end in **s, sh, x, z, or z**.
bench → benches
dish → dishes
bus → buses
fox → foxes
quiz → quizzes

For nouns that end in a consonant before an **s**, add **es**.
toy → toys

For nouns that end in **ie** or **es**, drop the **e** and add **ies**.
knife → knives
potato → potatoes

Some nouns change the spelling of the singular noun.
child → children
mouse → mice


Some nouns stay the same. Singular **is** plural **is**.
fish → fish
deer → deer

PLURAL NOUNS
A plural noun is more than one noun.

| | |
|--|--|
| add - S apple → apples cat → cats tree → trees | add - es for nouns ending in ch, s, sh, ss, z, x, and o bus → buses fox → foxes lunch → lunches |
| drop - e and add - ies butterfly → butterflies story → stories lady → ladies | drop - f & - fe and add - ves leaf → leaves life → lives shelf → shelves |



The students of Class II read stories and delved into the world of Tanzania during vacations. They prepared hand puppets related to their favourite story. They were full of enthusiasm when they presented their story in front of their friends.




Wisdom High !
New words with their synonyms and antonyms were introduced.

G.D.Goenka Public School, Dwarka.

WISDOM HIGH

Word of the Week
CLASS : II
WORD: enormous
MEANING: very big
SYNONYM: huge
ANTONYM: tiny
USAGE: We saw an enormous elephant at the zoo.



G.D.Goenka Public School, Dwarka.

WISDOM HIGH

Word of the week

CLASS : III


WORD: **approach**

MEANING: move towards

SYNONYM: come near, go

ANTONYM: depart, avoid

USAGE: The cat began to **approach** the mouse slowly.




G.D.Goenka Public School, Dwarka.

WISDOM HIGH

Word of the week

CLASS : III


WORD: **scarce**

MEANING: deficient in quantity

SYNONYM: rare, insufficient

ANTONYM: abundant, ample


USAGE: Water is **scarce** in a desert.



ENGLISH CLASS IV JULY 2024 NEWSLETTER



The adjectives popcorn activity is a fun and engaging way to teach students about descriptive words. This activity not only helps students expand their vocabulary and understanding of adjectives but also encourages creativity and active participation in the learning process



Understanding the usage of definite and indefinite articles is crucial for constructing clear and accurate sentences. The choice of article can significantly impact the meaning and specificity of a sentence. Practicing with examples and exercises can help reinforce the rules and nuances of article usage in English.

Mastering the use of definite and indefinite articles is fundamental for effective communication and writing in English.

“ENGLISH IS NOT JUST A LANGUAGE, IT’S A PASSPORT TO ENDLESS OPPORTUNITIES”



G.D. Goenka Public School, Dwarka.

WISDOM HIGH

Word of the week

CLASS : IV

WORD:

raspy

MEANING:

unpleasantly harsh or grating in sound

SYNONYM:

rough, scratchy

ANTONYM:

soft, melodious

USAGE:

Her voice was raspy from yelling so much.

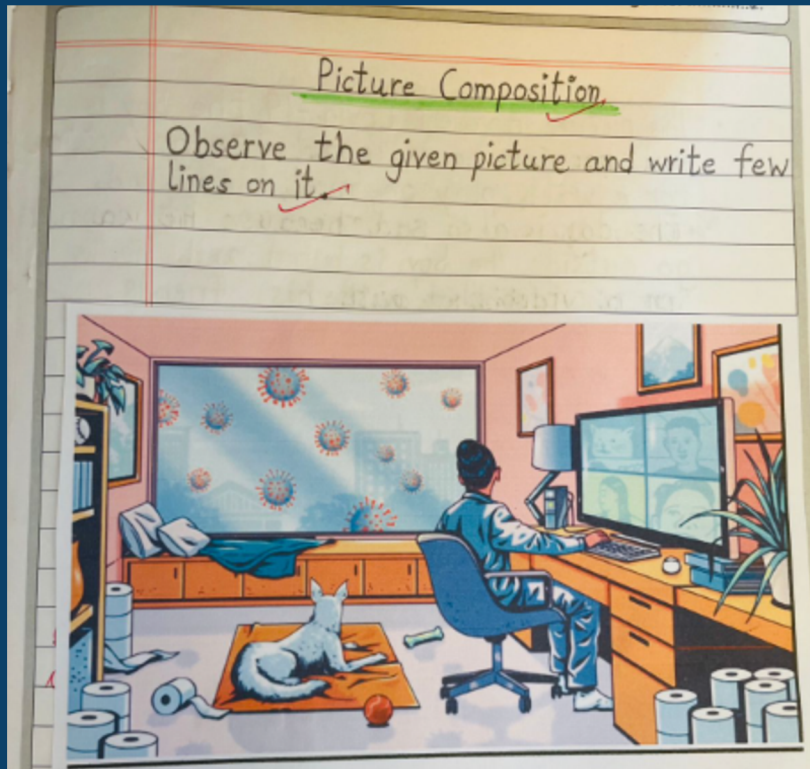


ENGLISH NEWSLETTER

CLASS V



JULY, 2024

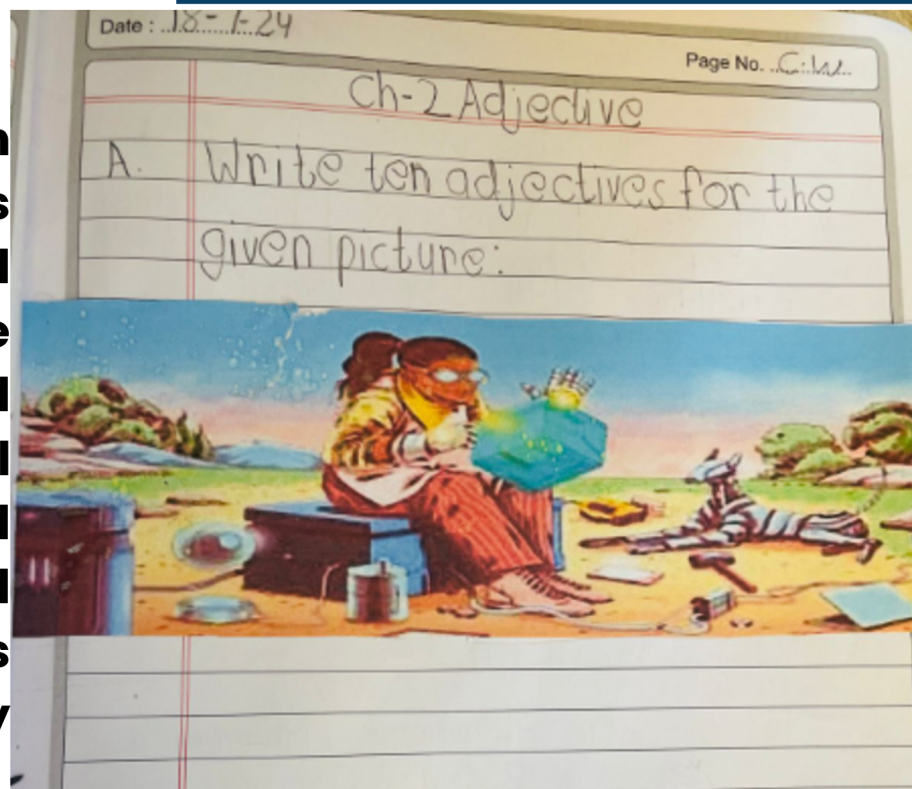


Frame of Mind

Picture composition taught students valuable skills like visual storytelling, creativity, and effective communication. It also enhanced their critical thinking and self-expression, allowing them to convey ideas and emotions through images. By learning picture composition, students developed a unique combination of artistic and analytical skills that benefited them in many areas of life.

Word Weavers

Describing a picture with adjectives taught students valuable skills like vivid vocabulary and creative expression. It enhanced their writing, critical thinking, and communication skills, and helped them convey ideas and emotions with clarity and precision.





G.D.Goenka Public School, Dwarka.

WISDOM HIGH

Word of the week

CLASS : V

WORD: raspy

MEANING: unpleasantly harsh or grating in sound

SYNONYM: hoarse, gruff

ANTONYM: polished, smooth

USAGE: His voice was **raspy** from days of non-stop campaigning



JULY

EVS NURSERY

“The love of a family is a life’s greatest blessing” – Eva Burrows.



**Learning about the
topic ‘My Family’**



**Incorporating
of Colour green
into various
learning
activities.**




**‘Health and Hygiene’
– Handwash and germ
activity.**






EVS NEWSLETTER

KINDERGARTEN



A snack activity was organized where students created their own healthy food lollipops.



Students created vibrant designs and illustrated various fruits and vegetables through block and ear bud printing.





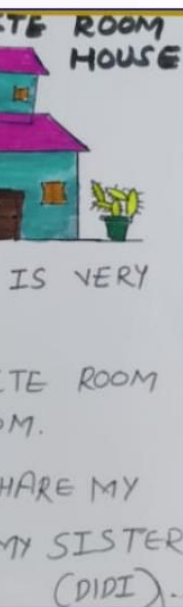
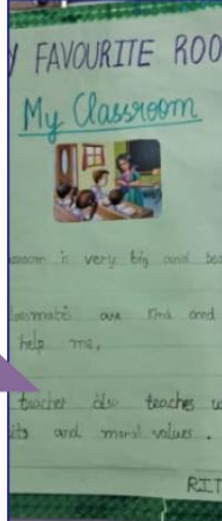
Let us experience the vibrant diversity of fruits from India and Turkey, where each colour tells us a unique story of nature's bounty.



Class-1
EVS



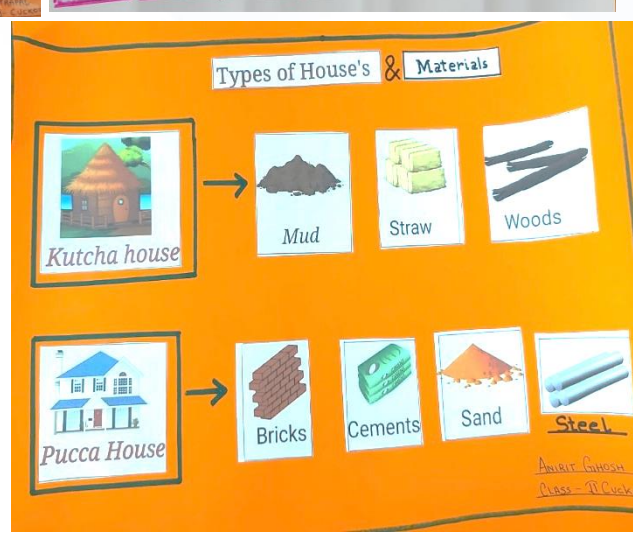
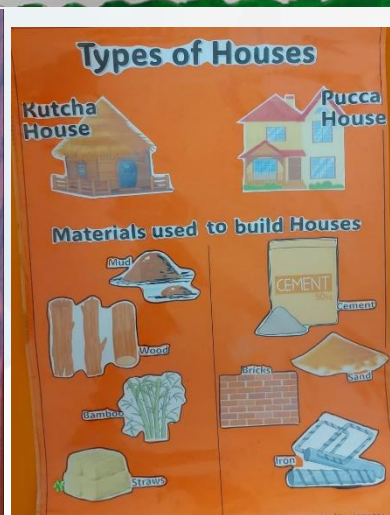
Where ideas bloom and
comfort wraps around
me like a warm embrace,
my sanctuary within
walls.

JULY



CLASS II-EVS

"A house is made of bricks and beams. A home is made of hopes and dreams."



CLASS III- EVS

"EDUCATION IS THE FOUNDATION UPON WHICH WE BUILD OUR FUTURE."





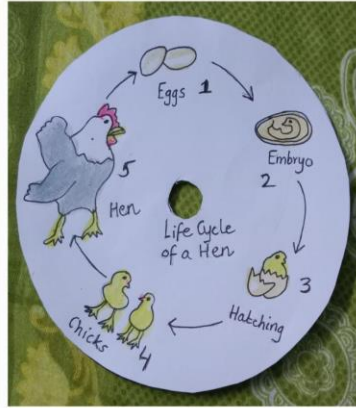
Plants instantly attract the eye, calm the soul and bring a peacefulness to any room.

CLASS IV

EVS

To plant a garden is to believe in tomorrow.

We believe in learning by doing, class IV students gathered hands on experience to know about the beautiful world of plants, and life cycles of animals. Here are some glimpses.



CLASS 5-EVS

All outstanding work, in art as well as in science, results from immense zeal applied to a great idea.



नर्सरी के नन्हे कलाकार

नर्सरी कक्षा के छात्र व्यंजन 'क', 'ख', 'ग' और 'घ' से परिचित हुए तथा उन्होंने व्यंजनों से संबंधित मजेदार गतिविधियों में भी भाग लिया जैसे- व्यंजन 'क' के लिए आइसक्रीम स्टिक और हाथों की छाप से कौवा बनाया। व्यंजन 'ख' के लिए ईयरबड प्रिंटिंग से खिड़की बनाई और खरगोश में कपास लगाई, व्यंजन 'ग' के लिए पन्नी की छाप से गुलाब बनाए और गमले में रंग भरा। व्यंजन 'घ' के लिए हाथ की छाप से घोंसला बनाया और उँगलियों की छाप से चिड़िया बनाई और साथ ही व्यंजन गीत भी गाया और बहुत आनंद उठाया।



किंडरगार्टन के नन्हे कलाकार

बाल-केंद्रित गतिविधियों के माध्यम से, किंडरगार्टन के छात्रों को विभिन्न व्यंजनों से परिचित करवाया गया।

व्यंजन

सभी छात्रों ने सामूहिक गतिविधि गतिविधि के अंतर्गत रात के दृश्य में चाँद को कपास से रंग भरकर दर्शाया। इस गतिविधि को सभी छात्रों ने उत्साहपूर्वक पूर्ण किया

व्यंजन

व्यंजन 'ज' की गतिविधि के लिए, छात्रों ने एक जादू शो में भाग लिया, जहाँ उन्हें कई करतब दिखाए गए।

व्यंजन

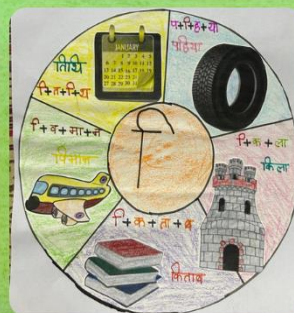


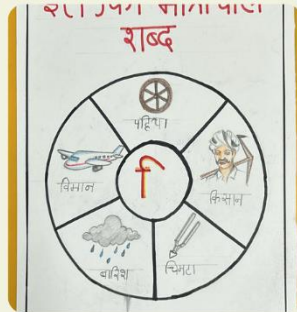
छात्रों ने व्यंजन 'छ' पर केंद्रित एक रचनात्मक गतिविधि में भाग लिया, जिसमें उन्होंने छह रंगों की छतरियाँ बनाने के लिए ओरिगामी शीट्स को काटा और चिपकाया।

व्यंजन

छात्रों ने उत्साहपूर्वक 'झ' से झाग बनाने की गतिविधि में भाग लिया, जिसमें उन्होंने साबुन और पानी का उपयोग करके झाग बनाए। उन्होंने हाथ धोने के सही चरणों को समझा और यह भी जाना कि स्वस्थ रहने के लिए हाथ धोना कितना महत्वपूर्ण है।


इ की मात्रा का चक्र

छात्रों ने 'इ की मात्रा' की गतिविधि करते समय काफी उत्साह दिखाया और नए - नए शब्दों के बारे में जाना।



संज्ञा गतिविधि

‘संज्ञा’ की गतिविधि के माध्यम से छात्रों ने संज्ञा के अर्थ को अच्छे से समझा और गतिविधि करने में इन्हें खूब आनंद आया ।



कक्षा - दूसरी (जुलाई २०२४)

कक्षा दूसरी के छात्रों ने वचन और उसके भेद (एकवचन और बहुवचन) को समझ कर दी गई गतिविधि को उत्साह के साथ पूरा किया ।





राष्ट्रभाषा के बिना राष्ट्र गूँगा है : महात्मा गाँधी



जी. डी. गोयंका पब्लिक स्कूल, द्वारका में जुलाई माह को 'हिंदी माह' के रूप में मनाया गया। जिसके अंतर्गत कक्षा तीसरी से पाँचवीं तक के विद्यार्थियों के लिए विभिन्न अंतरसदनीय प्रतियोगिताओं का आयोजन किया गया। जैसे- सुलेख प्रतियोगिता, कविता तथा नैतिक कहानी वाचन प्रतियोगिता एवं शुद्ध वर्तनी (स्पेल बी)। प्रत्येक सदन के सभी प्रतिभागियों ने अपनी अभूतपूर्व प्रस्तुति से निर्णायक गण तथा दर्शकों का मन मोह लिया।



✚ कक्षा तीसरी से पाँचवीं तक के विद्यार्थियों के लिए अंतर सदनीय स्तर पर 4 जुलाई 2024 को **हिंदी सुलेख प्रतियोगिता** का आयोजन किया गया। जिसके अंतर्गत सभी सदन के छात्रों ने न केवल उत्साहपूर्वक भाग लिया अपितु उत्तम प्रदर्शन भी किया।

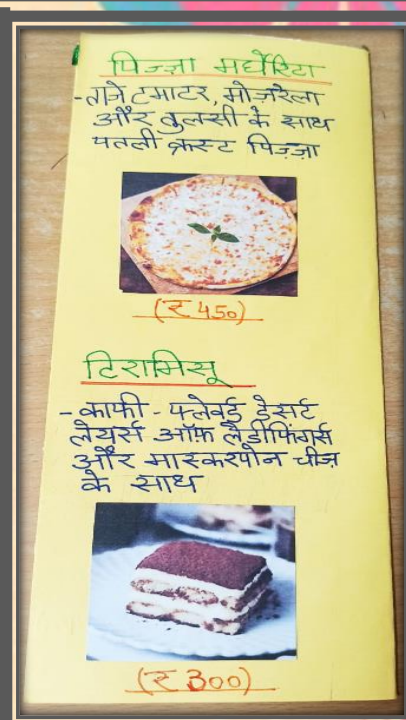
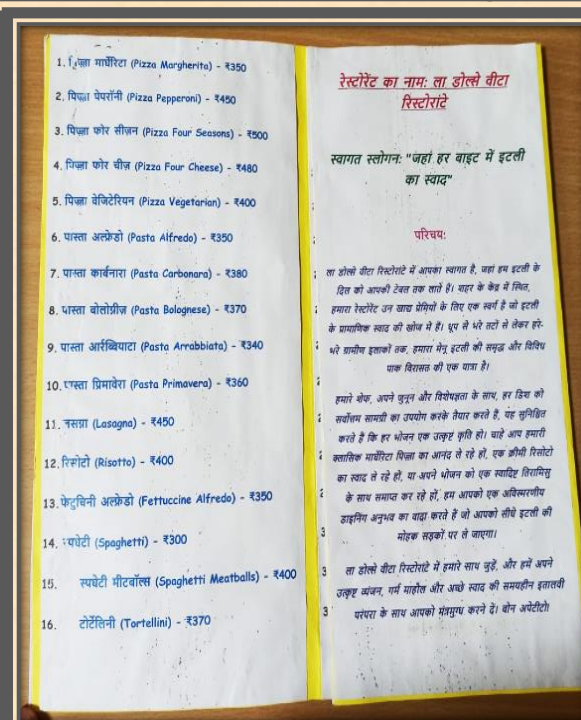
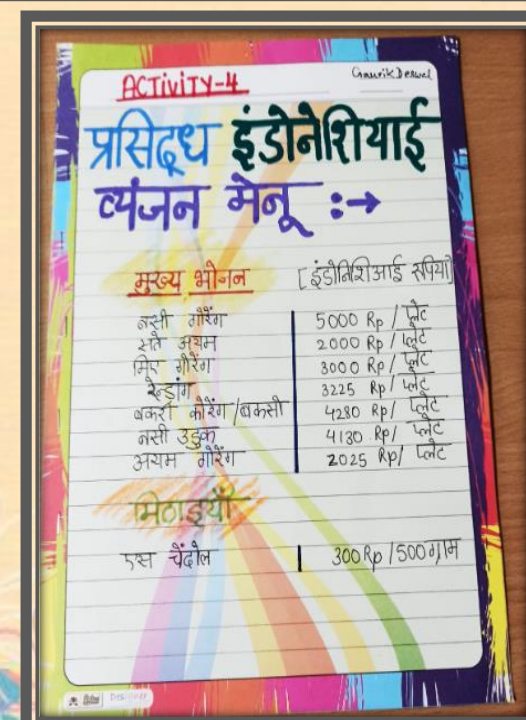





✚ **कविता वाचन प्रतियोगिता** का आयोजन 9 जुलाई 2024 को किया गया। यह प्रतियोगिता विद्यार्थियों की साहित्यिक अभिरुचि को प्रोत्साहित करने और उनकी अभिव्यक्ति क्षमता को निखारने के उद्देश्य से आयोजित की गई। जिसमें सभी सदनों के सदस्यों ने भाग लिया और सभी प्रतिभागियों ने उत्तम प्रस्तुति दी।



✚ 16 जुलाई 2024 को **अंतरसदनीय नैतिक कहानी प्रतियोगिता** का आयोजन किया गया। नैतिक मूल्यों पर आधारित कहानियाँ एक उज्ज्वल और उत्तम भविष्य की ओर संकेत दे रही थी। सभी सदनों के विद्यार्थियों ने उत्साहपूर्वक भाग लिया।

✚ **अंतरसदनीय वर्तनी प्रतियोगिता (SPELL BEE)** का आयोजन 19 जुलाई 2024 को तीसरी से पाँचवीं के छात्रों के लिए आयोजित किया गया। सभी विद्यार्थियों का उत्साह एक मनोरम दृश्य का प्रमाण दे रहा था। सभी शिष्यों का उत्साह दुगुना हो गया जब **श्रीमती पारुल जयरथ** (अनुभाग समन्वयक) ने अपने शब्दों से उनका उत्साहवर्धन किया।







For conceptual skills, the concept of 'Tall and Short' was introduced to the students. This concept is used to describe height, allowing for the comparison and categorization of objects.

Students enjoyed an activity where they pasted ice cream sticks on an A3 sheet to make a tall building and a short house.

WONDERS OF MATHS - NURSERY

Students love playing with numbers, and it's important to learn numbers because this leads to most other mathematical skills. Class nursery students performed activities for the numbers 3, 4, and 5, which helped them understand the importance of numbers and quantification. These activities improved the students' mathematical and analytical competence.

For the number 3, our little toddlers tore and pasted three traffic signal colours. For the number 4, they pasted four legs on a sheep. For the number 5, they pasted an orange paper ball on a starfish.

The introduction to the shape TRIANGLE was a fun-filled activity, where the little toddlers enjoyed making triangle-shaped sandwiches with their teacher.



MAGIC OF MATH

KINDERGARTEN

Our young learners have been diving into the exciting world of number names and backward counting. Math became a magical adventure as they explored number names, and practiced backward and forward counting. Here's a glimpse into our exciting journey.

Moon Craft

Students crafted a moon with silver sheet symbolizing the number one, enhancing their fine motor skills and cognitive development.



Bicycle Craft with Bottle Cap Printing

Students used bottle caps to create bicycle crafts featuring the number two and solved a related crossword puzzle.



Rocket Craft Activity

Students wrote backward counting numbers on rocket crafts, enhancing their numeracy, sequencing, and fine motor skills.



Number line

Students placed number cards and stood in sequence on a floor number line, boosting their numeracy and spatial skills.



Full and empty

Students had a blast filling containers with water, sand, rice, and beans, turning the concepts of full and empty into an exciting sensory adventure!



MATHELETES CLASS 1

MY LUCKY NUMBER

| ALPHABETS | | | | NUMBERS |
|-----------|---|---|---|---------|
| A | B | C | D | 7 |
| E | F | G | H | 2 |
| I | J | K | L | 0 |
| M | N | O | P | 3 |
| Q | R | S | T | 9 |
| U | V | W | X | 5 |
| Y | Z | | | 1 |

V-A-N-S-H
 $5 + 7 + 3 + 9 + 2 = 26$

Vansh Saxena
 I - Daffodils

LUCKY NUMBER

| A | B | C | D | E | F | G | 0 |
|---|---|---|---|---|---|---|---|
| 4 | 5 | 7 | 8 | L | M | N | 1 |
| 0 | P | Q | R | S | 4 | U | 2 |
| V | W | X | Y | Z | | | 3 |
| 0 | 5 | 6 | 7 | 8 | 9 | | 4 |

My lucky number
 $P+R+A+T+H+A+M$
 $2+2+0+2+1+0+1$

MATH ACTIVITY

| A | B | C | D | E | F | G | 0 |
|---|---|---|---|---|---|---|---|
| H | I | J | K | L | M | N | 1 |
| O | P | Q | R | S | T | U | 2 |
| V | W | X | Y | Z | | | 3 |

My lucky number
 $R+I+T+V+I+K$
 $2+1+2+3+1+1$
 $= 10$

Learning through activities is one of the most effective ways to teach people. It guarantees that the student is constantly involved in their education and hone their critical thinking and problem-solving abilities. Students were given the task of adding the numbers provided for each alphabet to get their fortunate number in order to teach addition in a fun way. The first-grade pupils had a great time participating in this fascinating and lively exercise.



Lucky Number

| A | B | C | D | E | F | G | 0 |
|---|---|---|---|---|---|---|---|
| H | I | J | K | L | M | N | 1 |
| O | P | Q | R | S | T | U | 2 |
| V | W | X | Y | Z | | | 3 |

$K+A+V+Y+A+N+S+H$
 $1+0+3+3+0+1+2+1$
 $= 11$ My Lucky Number

LUCKY NUMBER

| A | B | C | D | E | F | G | 0 |
|---|---|---|---|---|---|---|---|
| H | I | J | K | L | M | N | 1 |
| O | P | Q | R | S | T | U | 2 |
| V | W | X | Y | Z | | | 3 |

My Lucky Number:-
 $T+E+J+A+S$
 $2+0+1+0+2=5$

Maths Activity

| A | B | C | D | E | F | G | 0 |
|---|---|---|---|---|---|---|---|
| H | I | J | K | L | M | N | 1 |
| O | P | Q | R | S | T | U | 2 |
| V | W | X | Y | Z | | | 3 |

My Lucky Number:
 $S+A+K+S+H+A+M$
 $2+0+1+2+1+0+1=7$

LUCKY Number

| A | B | C | D | E | F | G | 0 |
|---|---|---|---|---|---|---|---|
| H | I | J | K | L | M | N | 1 |
| O | P | Q | R | S | T | U | 2 |
| V | W | X | Y | Z | | | 3 |

My Lucky No - P-I-H-U - 2-1-1-2 = 4

LUCKY NUMBER

| A | B | C | D | E |
|---|---|---|---|---|
| F | G | H | I | J |
| K | L | M | N | O |
| P | Q | R | S | T |
| U | V | W | X | Y |
| Z | | | | |

My Lucky Number:-
 $Y+I+D+U+S+H+I$
 $2+2+9+4+2+1+9+8+9=92$

LUCKY NUMBER

| A | B | C | D | E | F | G | 0 |
|---|---|---|---|---|---|---|---|
| H | I | J | K | L | M | N | 1 |
| O | P | Q | R | S | T | U | 2 |
| V | W | X | Y | Z | | | 3 |

My Lucky Number:

- $P+R+E+E+T+I$
 $2+2+0+0+2+1=7$
- $P+A+R+I$
 $2+0+2+1=5$
- $N+I+D+H+I+Y$
 $1+1+0+1+1=4$
- $D+E+E+P+I+K+A$
 $0+0+0+2+1+1+0=4$
- $N+I+T+I+N$
 $1+1+2+1+1=6$
- $R+I+Y+A$
 $2+1+3+0=6$



Methopedia

- Class- II -

The students of class II created an interesting array of engaging activities designed to foster their journey of self-discovery and introspection. Our little Goenkans made fascinating and mesmerizing animal body prints using different shapes and patterns which were highly appreciated.



MATH MANIA
CLASS IV




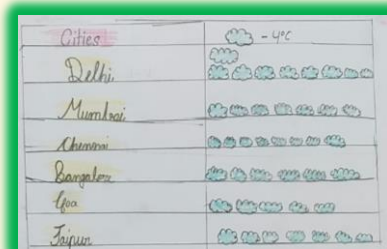



**Subtraction Fun with
Cutie Catcher**



An art-integrated, fun-filled activity on subtraction was conducted in Class IV. Students created colorful origami cutie catchers and wrote subtraction problems on them. They enjoyed playing the game with their classmates, which helped enhance their subtraction skills.

CLASS 5 MATHOMANIA

Pictographs are used to express large information in a simple manner. It is easy to read, as all the information is provided at one glance. It does not require more explanation, as it is universally used. Students enthusiastically created pictograph of given information on the temperature of 5 cities and learned to represent collected data through images or symbols.



Thank You

