

G.D. GOENKA PUBLIC SCHOOL, DWARKA

Primary Newsletter

April- May 2024

"Curiosity is the wick in the candle of learning...."
William Arthur Ward

CELEBRATING ENGLISH MONTH

WELCOME ABOARD
CLASSES 3-5

As we embarked upon the new session we were excited to celebrate the English month with a host of productive board and competition activities planned. These activities helped us to expand our knowledge and skills while also providing opportunities to engage with others and showcasing our talents. It was indeed a fruitful and fulfilling month!

EVENTS ON THE GO...

COMPETITIONS : ONE-ON-ONE

- Inter house Poetry recitation
- Inter House Spell Bee
- Inter House Story Telling with Puppets
- Book Character Dress-up Day

ACTIVITIES : YEARN TO LEARN

- Golden Tales
- Dream Adventures
- Name-Plate making
- Cut-Sort-Paste

CELEBRATING ENGLISH MONTH

COMPETITIONS : ONE ON ONE

Inter house Poetry recitation

Poetry, with its rhythm and rhyme, has the power to captivate hearts and ignite imagination. For Class 4 and 5 students, poetry competitions serves as a gateway to a world where words dance and emotions sing. These competitions are not merely events but invaluable opportunities for young minds to explore the beauty of language and express themselves creatively. Theme for class 4 students was 'Travelogue' and for class 5 was 'Motherhood'.



Inter House Spell Bee

The Spell Bee competition is not just about memorizing words; it's about understanding language patterns, etymology, and word origins. It encourages students to delve into the intricacies of spelling, pronunciation, and meaning, fostering a deeper appreciation for the beauty and complexity of the English language. Our students outshined and proved their mettle here too.



CELEBRATING ENGLISH MONTH

COMPETITIONS : ONE ON ONE


INTER HOUSE STORY TELLING WITH PUPPETS

In the vibrant halls of the school, students from four houses gathered for an enchanting event-The Inter-House Puppetry competition. Excitement buzzed as each house prepared to captivate the audience with their chosen tales. Students brought timeless tales to life, with some choosing to depict the epic adventures of Ramayana, captivating the audience with miniature renditions of Lord Rama's journey.



BOOK CHARACTER DRESS UP DAY

On Book Character Day, students got the opportunity to showcase their favorite literary figures, whether from classic novels, children's books, or contemporary literature. By embodying these characters through costumes and props, students not only had fun but also deepened their connection to the stories and themes that resonated with them.




CELEBRATING ENGLISH MONTH

ACTIVITIES : YEARN TO LEARN

GOLDEN TALES

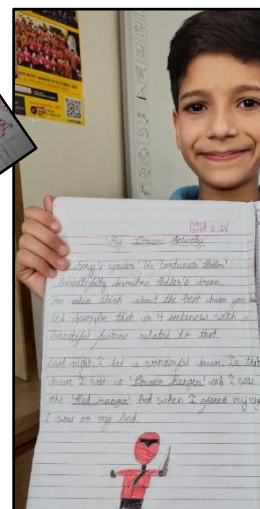

Exploring King Midas & Grammar with Young Scholars"

In this edition, children delved into Greek mythology, drawing King Midas and describing him with adjectives. They also learned sentence types, crafting imperatives, interrogatives, and declaratives. We celebrated their creativity and learning journey.



DREAM ADVENTURES: LET'S LAUGH TOGETHER!

Our kids shared their craziest dreams in this activity! Their dreams were super funny and wild, from flying ice cream to dancing unicorns. We had a blast reading about their silly nighttime adventures and sharing some giggles.



CELEBRATING ENGLISH MONTH

ACTIVITIES : YEARN TO LEARN

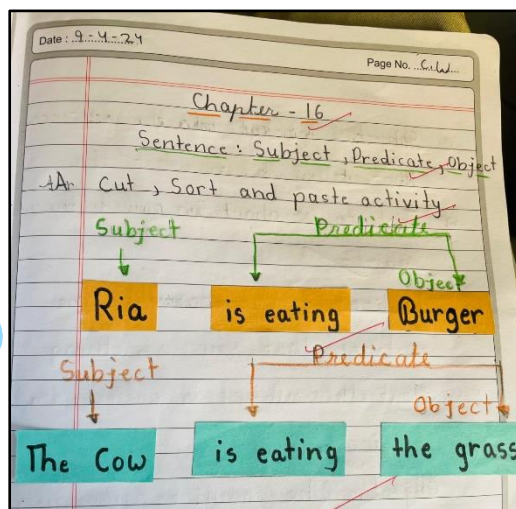
Nameplate Making

Students got engaged in a hands-on activity like Nameplate making which fostered creativity, teamwork, and a sense of ownership over their learning environment. This activity empowered students to create personalized nameplates for their desks or lockers, promoting a sense of identity and belonging within the classroom. By creating their own nameplates, students developed a sense of ownership over their environment.



CUT-SORT-PASTE

Cutting, sorting, and pasting subject, predicate, and object provided valuable learning experiences for students. They dissected sentences, grasped grammar rules, and improved writing skills effectively.





CELEBRATING ENGLISH MONTH

ACTIVITIES : YEARN TO LEARN




VISUAL STORYTELLING

Visual storytelling engaged students, simplifying complex narratives and fostering deeper comprehension. By creating visual representations of key story elements, students grasped concepts more effectively, enhancing critical thinking and creativity while honing interpretative skills.



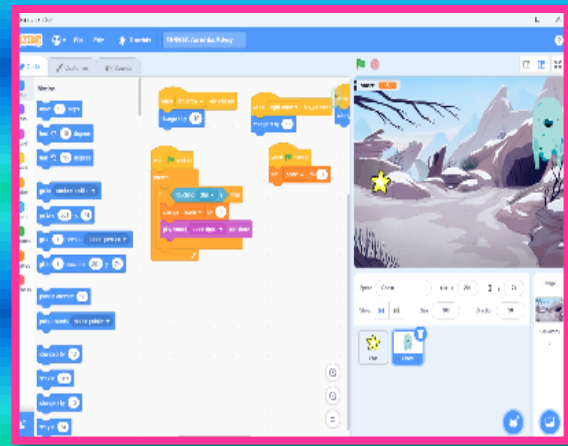
A VISUAL EXTRAVAGENZA

As the new session began the teachers geared up to welcome the twinkles of their eye through the beautiful and attractive boards which were displayed in the corridors of the Primary wing to enchant them and ignite their fancies towards reading.




CYBER MONTH 2024-25

Every year May month is celebrated as Cyber Month. Technology, computational thinking and creative thoughts were beautifully illustrated in the form of PowerPoint presentation, Scratch games and designing in Paint 3 D by the students of classes IV and V. Where multiple competitions took place in classes IV and V, a Tux paint activity was held for class III students. As a part of RIDS activity PowerPoint Quiz was conducted in classes III-V. Students actively participated in various competitions and enjoyed doing the activity.




INTER HOUSE SCRATCH COMPETITION



INTER HOUSE POWERPOINT COMPETITION



ENGLISH NEWSLETTER NURSERY



Nursery Elves



Nursery Sprites



Nursery Pixies



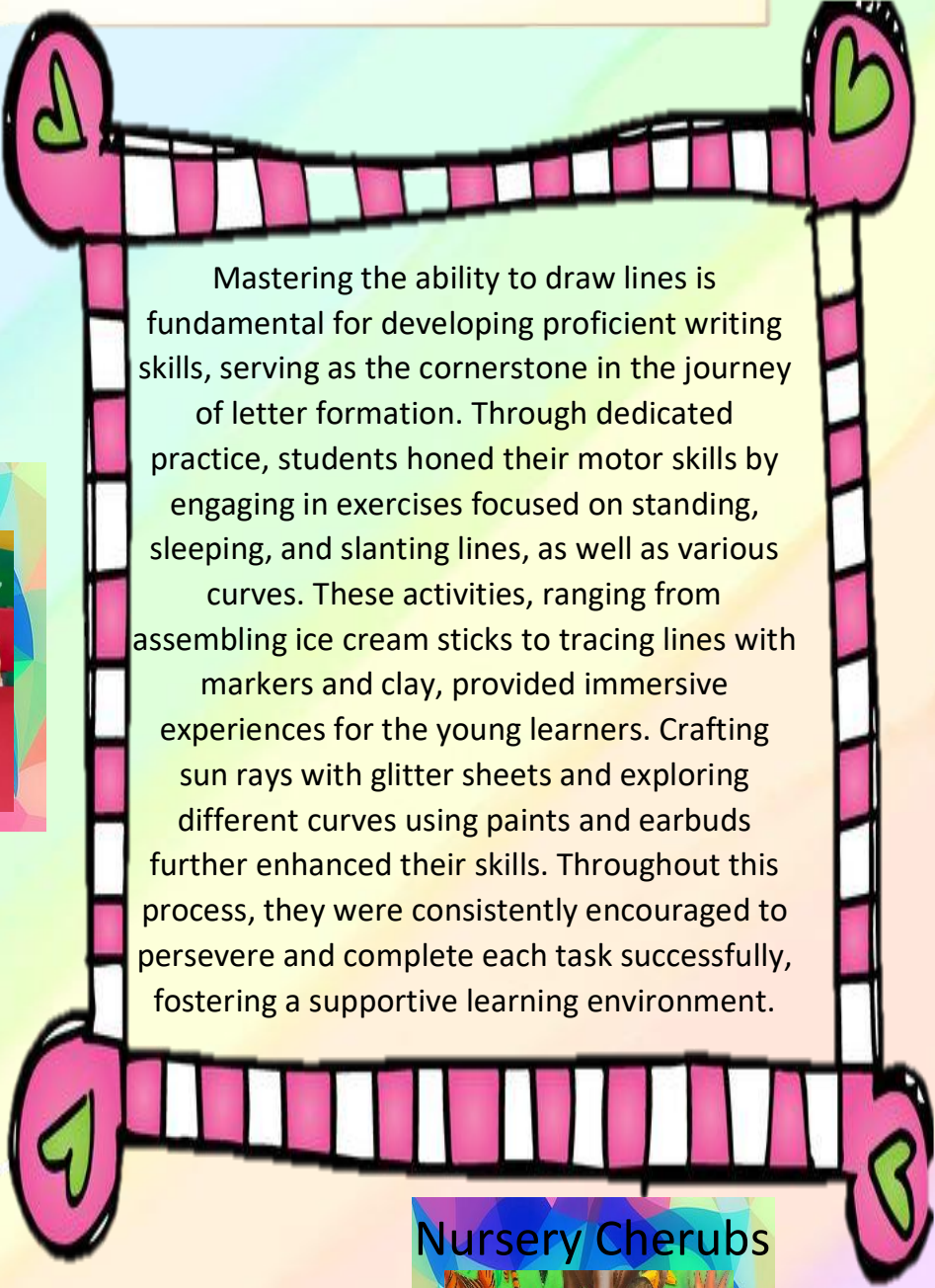
Nursery Angels



Nursery Fairies



Nursery Cherubs



Mastering the ability to draw lines is fundamental for developing proficient writing skills, serving as the cornerstone in the journey of letter formation. Through dedicated practice, students honed their motor skills by engaging in exercises focused on standing, sleeping, and slanting lines, as well as various curves. These activities, ranging from assembling ice cream sticks to tracing lines with markers and clay, provided immersive experiences for the young learners. Crafting sun rays with glitter sheets and exploring different curves using paints and earbuds further enhanced their skills. Throughout this process, they were consistently encouraged to persevere and complete each task successfully, fostering a supportive learning environment.

KINDERGARTEN

LETTER 'T't'

In the engaging letter 'T' activity, students explored the art of finger painting to craft a vibrant tree.

This collaborative endeavour not only sparked joy but also cultivated teamwork skills as they worked together in groups.

LETTER 'I'i'

Students adorned pictures of iguanas with vibrant decorations made from crayon shavings and crumpled paper, igniting their creativity and enhancing their motor skills.

This tactile activity allowed them to experiment with textures and colours, fostering not only artistic expression but also fine motor development.

LETTER 'A'a'

Students participated in the sorting activity for the letter 'A' with excitement, eagerly distinguishing between big and small 'A's, and carefully placing them into their designated boxes. Their enthusiasm bubbled over as they sharpened their recognition skills, almost like detectives solving a captivating puzzle. This hands-on approach not only made learning fun but also empowered them to become more confident in identifying letters.

LETTER 'S's'

Students participated in a creative activity centred around the letter 'S', engaging in tearing and pasting newspaper to depict various items beginning with the same sound. Through crafting pictures of scarecrows, scorpions, seahorses, sailboats, and squirrels, students not only expanded their vocabulary but also enhanced their fine motor skills. Moreover, this activity fostered an understanding of recycling as students repurposed newspapers to craft something visually appealing.

LETTER 'P'p'

Students enthusiastically engaged in a collage activity focused on the letter 'P', decorating cut-outs of the letter with various images such as parties, pizzas, and presents.

LETTER 'N'n'

Students enthusiastically participated in a tear-and-paste activity centred around the cut-out of the letter 'N'.



Nouns are the focal building blocks of any language, and they refer to people, things, animals and places. Nouns play as the basic information to learn the English language. This is also used greatly in sentence construction and grammar building. Students of class 1 created beautiful Noun Town collages which helped in better understanding of Nouns.



APRIL MAY

2024

CLASS II ENGLISH

G.D.Goenka Public School, Dwarka.

WISDOM HIGH

WORD OF THE WEEK

CLASS :

WORD: Elated

MEANING: very happy

SYNONYM: excited

ANTONYM: unhappy


USAGE: The children are elated to know that they will be going for a picnic.

WISDOM HIGH

A new word was introduced to enrich student's vocabulary. The students learnt its meaning, synonym, antonym and framed a meaningful sentence.

NOUN TOWN


Our students enthusiastically made a collage on nouns.



Punctuation

Class II students learnt to use Punctuation marks effectively in a sentence.

Punctuation marks



PUNCTUATION CHART	
•	1. I am going to school.
?	2. I have a blue car.
,	1. What is your name?
!	2. Who are you?
	1. Hema, Seema and Parnav are good friends.
	2. I like to eat cake, chocolates and...
	1. Wow! a great surprise.
	2. May you live long!

PUNCTUATION CHART	
.	This is my pencil box.
.	I live in Delhi.
.	Let us play a game.
.	I like to study English.
?	May I ask a question?
?	What is your name?

Punctuation :-

QUESTION MARK (?) :-

(1) Where are you from?

(2) Why is the sky blue?

COMMA (,) :-

(1) I like reading books & studying English.

(2) He hurried to finish this work before the deadline.

EXCLAMATION MARK (!) :-

(1) Wow! Look at the beautiful rainbow in the sky.

(2) Yay! It's finally time for our class picnic.

FULL STOP (.) :-

(1) The sun is shining brightly.

(2) The water is flowing in the river.

Punctuation :-

1. I am studying in G.D.Goenka Public School, Dwarka.

2. My class is IInd - Dwangees.

1. I have a dog, his name is Tombo and he is a Golden

2. My favorite food is Dosa, they are very yummy.

1. What is your full name?

2. What is your favorite place for a vacation?

1. Oh my god! The rainbow is so beautiful.

2. Bravo! India has won the World Cup in Cricket.

1. Klaus Dinsgater's name is Hope Mikaelson.

2. My sister's name is Freya.





नर्सरी के नन्हे कलाकार




नर्सरी कक्षा के छात्रों को विभिन्न कहानियाँ अलग-अलग गतिविधियों द्वारा करवाई गईं जैसे- 'प्यासा कौवा' के लिए सामूहिक गतिविधि में कपास डैबिंग द्वारा घड़े में रंग भरना, 'खरगोश और कछुआ' के लिए खरगोश और कछुए के हेडगियर पहनकर दौड़ लगाई, 'हाथी और चींटी' की गतिविधि में हाथी की सूंड में उंगली की छाप से चींटी बनाई, 'शेर और चूहे' की कहानी से संबंधित एक भूलभलैया का खेल भी खेला और बहुत आनंद उठाया। साथ ही छात्रों ने हाव-भाव के साथ कविताएँ भी सीखीं जैसे- 'शेर निराला', 'बंदर पेड़ पर बैठा है'।



किंडरगार्टन के नन्हे कलाकार



बाल-केंद्रित गतिविधियों के कार्यान्वयन के माध्यम से, किंडरगार्टन में छात्रों को विभिन्न व्यंजनों से परिचित करावाया गया। एक व्यावहारिक गतिविधि के अंतर्गत भाग लेते हुए छात्रों ने कले का उपयोग कर व्यंजन 'क' तैयार किया। छात्रों ने कपास को 'ख' से खरगोश के चित्र में लगाकर एक आकर्षक शिल्प तैयार किया। 'ग' से गन्ने के चित्र पर पेंसिल की कतरन चिपकाकर, छात्रों ने अपशिष्ट पदार्थों के उपयोग के महत्व को समझा। छात्रों ने अपनी कलात्मक क्षमताओं का प्रदर्शन करते हुए 'घ' से घर को सजाने के लिए विविध तकनीकों का इस्तेमाल किया। प्रत्येक छात्र ने सभी व्यंजनों की गहन और संपूर्ण समझ प्राप्त करते हुए, रूप से बाल-केंद्रित गतिविधियों की एक विविध श्रृंखला में पूरे उत्साह से भाग लिया।



कक्षा पहली

'क' वर्ग तथा 'च' वर्ग – कक्षा पहली के छात्रों ने वर्णों की यह अनोखी गतिविधि की जिसमें उन्होंने वर्ण लिखकर उससे संबंधित चित्र बनाए तथा उसमें रंग भरे। यह करने में सभी छात्रों को खूब आनंद आया।

Name: YIVANISHA Date: 11.2.2021

'च' वर्ग

च	१
ख	
ग	
घ	
ङ	?

Name: YIVANISHA Date: 11.2.2021

'च' वर्ग

क	१
ख	
ग	
घ	
ङ	?

Name: YIVANISHA Date: 11.2.2021

'क' वर्ग

क	१
ख	
ग	
घ	
ङ	?

Name: YIVANISHA Date: 11.2.2021

'क' वर्ग

क	१
ख	
ग	
घ	
ङ	?

Name: YIVANISHA Date: 11.2.2021

'च' वर्ग

क	१
ख	
ग	
घ	
ङ	?

Name: YIVANISHA Date: 11.2.2021

'च' वर्ग

क	१
ख	
ग	
घ	
ङ	?

Name: YIVANISHA Date: 11.2.2021

'क' वर्ग

क	१
ख	
ग	
घ	
ङ	?

Name: YIVANISHA Date: 11.2.2021

'क' वर्ग

क	१
ख	
ग	
घ	
ङ	?

Name: YIVANISHA Date: 11.2.2021

'च' वर्ग

क	१
ख	
ग	
घ	
ङ	?

Name: YIVANISHA Date: 11.2.2021

'च' वर्ग

क	१
ख	
ग	
घ	
ङ	?

Name: YIVANISHA Date: 11.2.2021

'क' वर्ग

क	१
ख	
ग	
घ	
ङ	?

Name: YIVANISHA Date: 11.2.2021

'क' वर्ग

क	१
ख	
ग	
घ	
ङ	?

Name: YIVANISHA Date: 11.2.2021

'च' वर्ग

क	१
ख	
ग	
घ	
ङ	?

Name: YIVANISHA Date: 11.2.2021

'च' वर्ग

क	१
ख	
ग	
घ	
ङ	?

Name: YIVANISHA Date: 11.2.2021

'क' वर्ग

क	१
ख	
ग	
घ	
ङ	?

Name: YIVANISHA Date: 11.2.2021


'क' वर्ग

क	१
ख	
ग	
घ	
ङ	?

कक्षा पहली




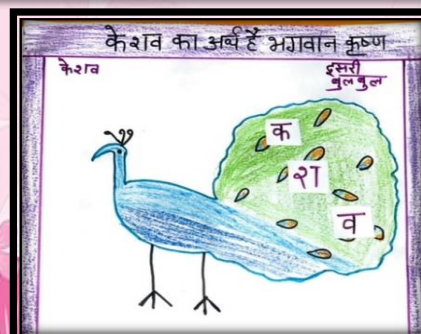
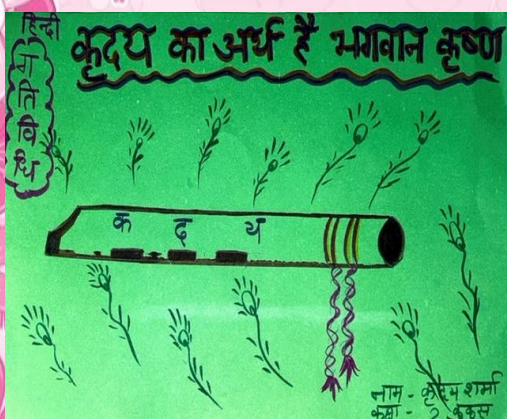





दो वर्ण वाले शब्द - छात्रों ने फूल की पंखुड़ियों में दो वर्ण वाले शब्द लिखे तथा विभिन्न नए - नए शब्दों से परिचित हुए । गतिविधि करते वक़्त उनके चेहरों पर भी फूलों जैसी मुस्कान आ गई।





कक्षा- दूसरी





विद्यार्थियों की तार्किक सोच को बढ़ावा देने और वर्णों के विषय में शब्दावली अधिग्रहण को मजबूत करने में दूसरी कक्षा के छात्रों को "नाम" की गतिविधि करवाई गई। सभी विद्यार्थियों ने उत्साहपूर्वक इस गतिविधि में भाग लिया।





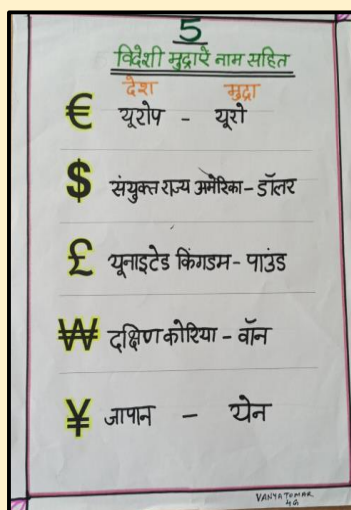

कक्षा तीसरी के सभी विद्यार्थियों ने इस माह
भाषा के रूपों- मौखिक, लिखित और सांकेतिक
भाषा के उदाहरणों को एक गतिविधि द्वारा
प्रभावशाली रूप से प्रस्तुत किया ।








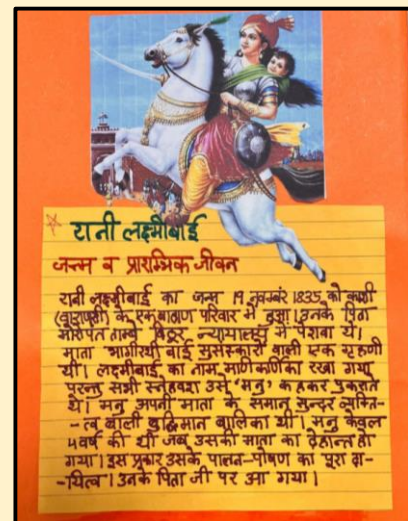
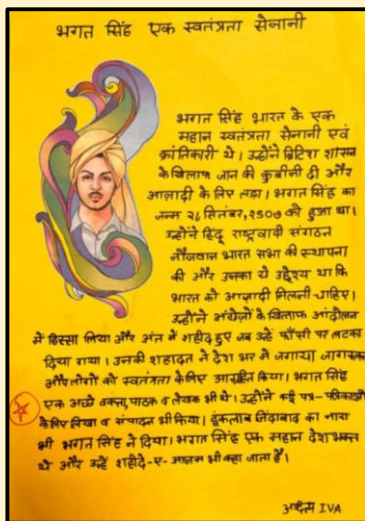


कक्षा चौथी के विद्यार्थियों ने 'विभिन्न देशों तथा उनकी मुद्राओं के नाम' को सचित्र दर्शाते हुए अपनी रचनात्मकता की शानदार प्रस्तुति दी। विद्यार्थियों ने अपनी ओर से अपने पसंदीदा देश की मुद्राओं के विषय में विस्तृत जानकारी प्राप्त की तथा उनके चित्रों को A-4 साइज़ शीट पर चिपकाकर अपने ज्ञान तथा रचनात्मकता का सुंदर प्रदर्शन किया।





कक्षा चौथी के विद्यार्थियों ने अपने मनपसंद स्वतंत्रता सेनानी का चित्र बनाया तथा कुछ विद्यार्थियों ने चित्र चिपकाया और उनके द्वारा किए गए विशिष्ट कार्यों को अपनी योग्यता अनुसार स्वरचित पंक्तियों में लिख कर अपने मन के भावों का प्रदर्शन किया ।



कक्षा पाँचवीं

कक्षा पाँचवीं के विद्यार्थियों ने जीवन में प्रार्थना के महत्व को समझा और अपने मन के भावों की अभिव्यक्ति को सुंदरता के साथ प्रस्तुत किया।

प्रार्थना



तुम्हीं हो माता, पिता तुम्हीं हो
तुम्हीं हो बंधु, सखा तुम्हीं हो।
तुम्हीं हो साथी, तुम्हीं सहाय।
कोई न अपना, सिवा तुम्हारे।
तुम्हीं हो नैया, तुम्हीं बेवैया।
तुम्हीं हो बंधु, सखा तुम्हीं हो।
जो खिल सके न, वे फूल हम हैं।
तुम्हारे चरणों की धूल हम हैं।
दया की दृष्टि सदा ही रखना।
तुम्हीं हो बंधु, सखा तुम्हीं हो।

प्रार्थना

तुम्हीं हो माता, पिता तुम्हीं हो।
तुम्हीं हो बंधु, सखा तुम्हीं हो।
तुम्हीं हो साथी, तुम्हीं सहाय।
कोई न अपना, सिवा तुम्हारे।
तुम्हीं हो नैया, तुम्हीं बेवैया।
तुम्हीं हो बंधु, सखा तुम्हीं हो।
जो खिल सके न, वे फूल हम हैं।
तुम्हारे चरणों की धूल हम हैं।
दया की दृष्टि सदा ही रखना।
तुम्हीं हो बंधु, सखा तुम्हीं हो।



॥ तुम्हीं हो माता पिता ॥

प्रार्थना गीत



तुम्हीं हो माता पिता तुम्हीं हो
तुम्हीं हो बंधु सखा तुम्हीं हो।
तुम्हीं हो साथी तुम्हीं सहाय
कोई ना अपना सिवा तुम्हारे।
तुम्हीं हो नैया तुम्हीं बेवैया
तुम्हीं हो बंधु सखा तुम्हीं हो।
जो खिल सके ना वो फूल हम हैं।
तुम्हारे चरणों की धूल हम हैं।
दया की दृष्टि सदा रखना
तुम्हीं हो बंधु सखा तुम्हीं हो।

कैफ़ी प्रभुकर

ईश्वर अल्लाह तेरे नाम

ईश्वर अल्लाह तेरे नाम
सबको सन्मति दे भगवान
सबको सन्मति दे भगवान
साय जग तेरी सन्तान।
इस धरती पर बसने वाले,
सब हैं तेरी गौड़ के पाले।
कोई नीच ना कोई महान,
सबको सन्मति दे भगवान
जातों नस्लों के बंटवारे,
झूठ कहाए तेरे द्वारे।
तेरे लिए सब एक समान,
सबको सन्मति दे भगवान।
जनम का कोई मौल नहीं है,
जनम मनुष का तोल नहीं है।

प्रार्थना

ऐ माता तेरे बन्दे हम
॥ ऐ माता तेरे बन्दे हम ॥
॥ ऐ माता तेरे बन्दे हम ॥
॥ ऐ माता तेरे बन्दे हम ॥
॥ ऐ माता तेरे बन्दे हम ॥
॥ ऐ माता तेरे बन्दे हम ॥
॥ ऐ माता तेरे बन्दे हम ॥
॥ ऐ माता तेरे बन्दे हम ॥
॥ ऐ माता तेरे बन्दे हम ॥
॥ ऐ माता तेरे बन्दे हम ॥
॥ ऐ माता तेरे बन्दे हम ॥
॥ ऐ माता तेरे बन्दे हम ॥

सुबह सुबह लेकर तेरा नाम प्रभु

सुबह सुबह लेकर तेरा नाम प्रभु
करते हैं हम गुन गुन का काम प्रभु।
सुबह सुबह लेकर तेरा नाम प्रभु
करते हैं हम गुन गुन का काम प्रभु।
सुबह सुबह लेकर तेरा नाम प्रभु
करते हैं हम गुन गुन का काम प्रभु।
सुबह सुबह लेकर तेरा नाम प्रभु
करते हैं हम गुन गुन का काम प्रभु।

हर देश में तू

हर देश में तू
हर देश में तू
हर देश में तू
हर देश में तू
हर देश में तू
हर देश में तू
हर देश में तू
हर देश में तू
हर देश में तू
हर देश में तू
हर देश में तू
हर देश में तू

इतनी शक्ति हम देना दाता
इतनी शक्ति हम देना दाता
इतनी शक्ति हम देना दाता
इतनी शक्ति हम देना दाता
इतनी शक्ति हम देना दाता
इतनी शक्ति हम देना दाता
इतनी शक्ति हम देना दाता
इतनी शक्ति हम देना दाता
इतनी शक्ति हम देना दाता
इतनी शक्ति हम देना दाता
इतनी शक्ति हम देना दाता
इतनी शक्ति हम देना दाता

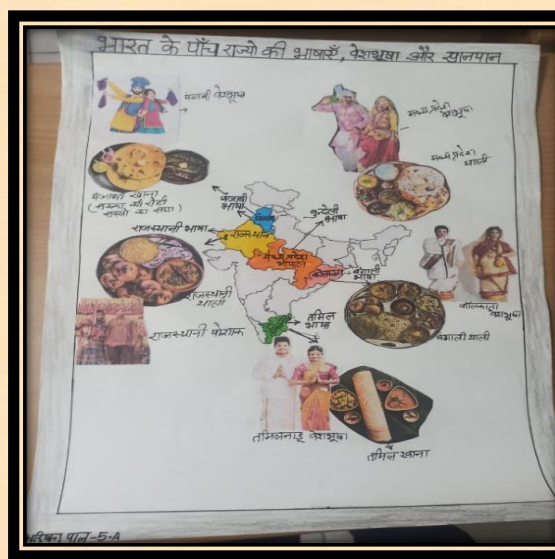

मन की शक्ति

हम को मन की शक्ति देना मन किये का
दूसरों की जय से पहले खुद को जय करें।
भेद भाव अपने दिल से साफ कर सके
दोस्तों से भूल हो तो माफ कर सके।
झूठ से बचे रहें सच का दम भरे
दूसरों की जय से पहले खुद को जय करें।



इवाना गुप्ता
कक्षा-५ 'सी'

भारत में बोली जाने वाली भाषाएँ, खान-पान तथा वेशभूषा पर आधारित गतिविधि 'जो भारत को एक सूत्र में बाँधती है' विषय पर विद्यार्थियों अपनी बेहतरीन प्रस्तुति दी।



THE WORLD OF MATHS - NURSERY

Young children are often eager to learn new skills and concepts. Introducing math through hands-on activities is most effective, as they learn best by doing. Nursery students had a blast learning how to write and recognize these numbers through fun games and activities. For number 1, little toddlers made the moon with the help of foil paper, and for number 2, they did finger painting on the flashcard of number 2.



Students also delved into the world of shapes, specifically the circle and triangle. The children enjoyed identifying these shapes in their environment and creating their own circle and triangle artwork. They learned about the attributes of each shape and how they are different from one another.



The children had a great time comparing objects of different sizes and sorting them into big and small categories. This helped them develop their understanding of size relationships and spatial awareness.





MAGIC OF MATH KINDERGARTEN

Our kindergarten classroom was buzzing with excitement as we delved into a variety of hands-on activities that made learning fun and memorable! Math is like a magic show full of surprises!

Here's a peek into what we've been exploring.

Number Slider

Sliding numbers along a strip helped students grasp sequential order and reinforced number recognition in an interactive way.



Bundle Making

Using ice cream sticks and pencils to make bundles introduced the concept of grouping and counting in a hands-on, visual manner.



Hopscotch

Hopping through numbers 1–10 on a hopscotch grid was a playful way for students to practice number recognition and coordination.



Number Domino

Creating number dominos was not only fun but also reinforced number recognition and sequencing skills through an engaging game.



Ten Frame

Counting and pasting bindis on ten frames reinforced counting skills and understanding of numbers up to 10, making learning tangible.



Clay Moulding

From big to small, moulding clay flowers enhanced fine motor skills while sparking creativity and imagination.



Alligator Story and Fun with Clay

Through clay creations and number comparison with ice cream sticks, we reinforced number comparison skills in a creative and interactive manner.




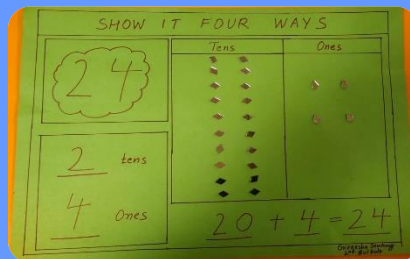

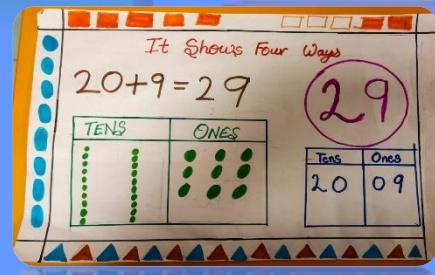


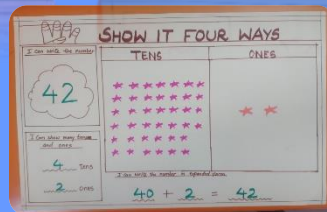
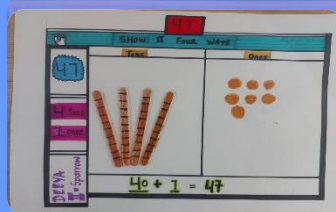
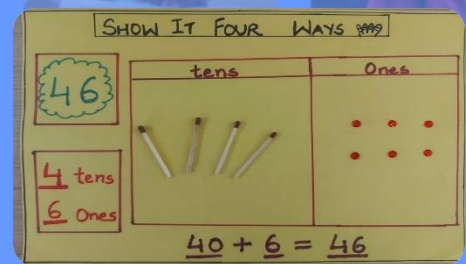

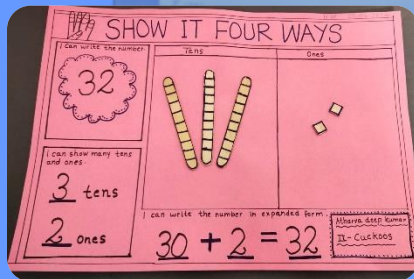




CLASS 1- MATHELETES

Learning through activities is one of the most effective ways to teach children. Several exercises that assisted students in reviewing previously taught concepts were carried out in order to facilitate their transition from one educational level to the next. A follow-up exercise was carried out using some coloured ice cream sticks. The first-grade pupils had a great time participating in this fascinating and lively exercise.



MATHOPEDIA - CLASS II

In Mathematics, place value refers to the position of a digit within a number. The position starts from ones' place. Numerals are placed in order of place value from right to left: ones, tens, hundreds, thousands and so on. The concept of tens and ones was taken up for the students of class II for two digit numbers. Students understood the place and place value of digits in a given number with the help of an activity where they learnt to depict a number in 4 different ways.



MATHEMATIA

CLASS III

Students of Class 3 engaged in a variety of interactive activities centered around fundamental mathematical concepts such as place value, face value, expanded form, and identifying even and odd numbers. Their enthusiastic participation was evident as they eagerly answered questions and tackled challenges throughout the session.



BINGO GAME ON LARGE NUMBERS

MATH MANIA - CLASS IV

An engaging bingo activity centered around large numbers was organized in class IV. Through this entertaining game, students had the chance to put their math skills to work in real-life scenarios. They utilized critical thinking and problem-solving prowess to decipher the correct answers during the game.



CLASS 5 MATHOMANIA

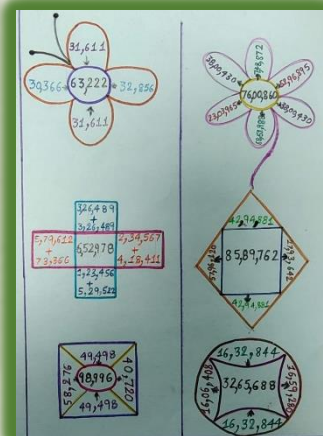
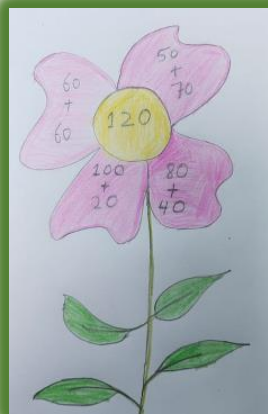


Through the Place value chart activity, students learned to recognize the value of a digit, based on its location within a number. Understanding the application of place value helps to perform calculations accurately and efficiently. Students enthusiastically participated in the activities and made place value charts & flowers with addition combinations.

Millions			Thousands			Ones		
Hundred Millions (HM)	Ten Millions (TM)	Millions (M)	Hundred Thousand	Ten Thousand	Thousands	Hundred Tens	Tens	Ones
1,00,00,000	10,00,000	1,00,000	1,00,000	10,000	1,000	100	10	1

Place Value Chart									
Crores		Lakhs		Thousands		Ones		Periods	
TC	C	TL	L	Th	Th	H	T	O	Places
10,00,00,000	1,00,00,000	10,00,000	1,00,000	10,000	1,000	100	10	1	Place Value

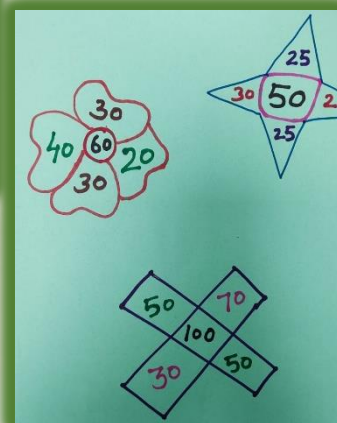
Crores		Lakhs		Thousands		Ones		Periods
TC	C	TL	L	Th	Th	H	T	O
10,00,00,000	1,00,00,000	10,00,000	1,00,000	10,000	1,000	100	10	1

Place Value Chart									
Millions			Thousands			Ones			
HM	TM	M	HT	Th	Tk	H	T	O	
10,00,00,000	1,00,00,000	1,00,000	10,00,000	10,000	1,000	100	10	1	



Place Value Chart									
Periods		Crores		Lakhs		Thousands		Ones	
Places	Ten Crores	Crores	Ten Lakhs	Lakhs	Ten Thousands	Thousands	Hundred Tens	Tens	Ones
Place Value	10,00,00,000	1,00,00,000	10,00,000	1,00,000	10,000	1,000	100	10	1

International Place Value Chart								
Millions			Thousands			Ones		
Hundred million	Ten million	Million	Hundred Thousand	Ten Thousand	Thousands	Hundred Tens	Tens	One
100,000,000	10,000,000	1,000,000	100,000	10,000	1,000	100	10	1



APRIL-MAY

EVS NURSERY


COLOURS ARE THE SMILES OF THE NATURE.

-LEIGH HUNT

Colours play a significant role in the development of cognitive skills. Little Goenkans were engaged in activities like colouring, painting, bindi pasting, cotton dabbling, thumb printing, sponge dabbling, and water balloon printing that encouraged them to explore their ideas and thoughts through colours.



The Mirror activity has helped students to understand their own identity and developed confidence and self-esteem.



E.V.S NEWSETTER KINDERGARTEN



Every child is a unique story waiting to be told. Let's nurture their imagination and watch them blossom.



Students were introduced to the concept of the FIVE SENSES and performed a series of enjoyable activities to deepen their understanding of each sense.



"Cleanliness is like a magical spell ,turning little hands into shining gems, and little smiles into radiant beams"


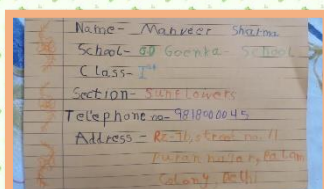

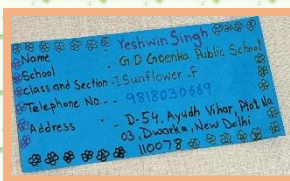
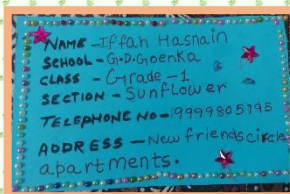


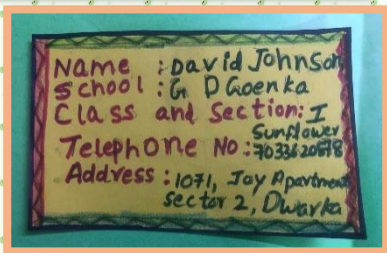

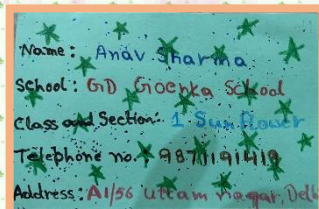




CLASS-1 E.V.S.









The students engaged in self-discovery by learning self-introduction and crafting personal badges. This activity empowered them to articulate details about themselves, fostering a sense of self-awareness and confidence. The students found joy in the process, highlighting the significance of experiential learning in their educational journey.



EVS CLASS II


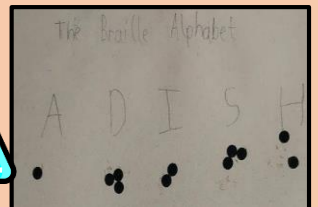
All our knowledge begins with the senses, proceeds then to the understanding, and ends with reason.

Students created a flower mat and became aware of sense organs which helps them to perceive the world around them.



EVS-CLASS III

Fun-filled and interactive hands-on activities were conducted in Class III. Students gained experience and enjoyed all the activities a lot.



EVS CLASS IV

Our learners got a hands on learning experience through activities conducted on digestion, breathing, food preparation techniques and journey of fibre to fabric. Some glimpses of the activity are shared below.





SCIENCE IS ORGANISED KNOWLEDGE, WISDOM IS ORGANISED LIFE.

Immanuel Kant

EVS CLASS V

LEND A HAND TO SAVE THE PLANET.
GO GREEN, BREATHE CLEAN.



G.D.Goenka Public School, Dwarka.

WISDOM HIGH

Word of the week

CLASS : III

WORD: **persuade**

MEANING: To make someone do or believe something by giving them a good reason to do it

SYNONYM: convince, satisfy

ANTONYM: dissuade, discourage

USAGE: He tried to **persuade** him to attend the meeting.

G.D.Goenka Public School, Dwarka.

WISDOM HIGH

Word of the week

CLASS : III

WORD: **slumber**

MEANING: **sleep**

SYNONYM: **doze, rest, nap**

ANTONYM: **wake, be alert**

USAGE: He had fallen into an exhausted **slumber**.

G.D.Goenka Public School, Dwarka.

WISDOM HIGH

Word of the week

CLASS : III

WORD: **notorious**

MEANING: **well known for something bad**

SYNONYM: **infamous, disgraceful**

ANTONYM: **unknown**

USAGE: The **notorious** thief stole the cookies from the jar.

3.D.Goenka Public School, Dwarka.

WISDOM HIGH

Word of the week

CLASS : IV

WORD: **benevolent**

MEANING: kind

SYNONYM: gracious, generous

ANTONYM: unkind, tight-fisted

USAGE: Always be benevolent towards people who are less privileged than you.

3.D.Goenka Public School, Dwarka.

WISDOM HIGH

Word of the week

CLASS : IV

WORD: **accomplish**

MEANING: to achieve or complete successfully

SYNONYM: achieve, fulfil

ANTONYM: Give up, nullify

USAGE: Focus on goals and self-discipline to accomplish them.

3.D.Goenka Public School, Dwarka.

WISDOM HIGH

Word of the week

CLASS : IV

WORD: **persuade**

MEANING: to prevail on (a person) to do something, as by advising or urging

SYNONYM: convince, assure

ANTONYM: dissuade, discourage

USAGE: . He persuaded his friend to go back to school.

G.D.Goenka Public School, Dwarka.

WISDOM HIGH

Word of the week

CLASS : V

WORD: briskly

MEANING: in an active, quick, or energetic way.

SYNONYM: rapidly, swiftly

ANTONYM: slowly, sluggishly

USAGE: Tickets have been selling **briskly**.

She walked **briskly** into the building.

G.D.Goenka Public School, Dwarka.

WISDOM HIGH

Word of the week

CLASS : V

WORD: gingerly

MEANING: in a careful or cautious manner

SYNONYM: cautiously, delicately

ANTONYM: carelessly, recklessly

USAGE: I **gingerly** picked the whole thing up and headed out of the house.

2 She walked **gingerly** across the rocks.

G.D.Goenka Public School, Dwarka.

WISDOM HIGH

Word of the week

CLASS : V

WORD: expedite

MEANING: to accelerate the process or progress of

SYNONYM: speed up, accelerate

ANTONYM: delay, hinder

USAGE: • Please **expedite** the paperwork.

• We need to **expedite** this delivery.



THANK YOU

Storytime

