



G.D. GOENKA PUBLIC SCHOOL,
DWARKA

**CALEIDOSCOPE,
PRIMARY JOURNAL
2025-26**

Welcome Back
To School


JULY 2025



ENGLISH NEWSLETTER NURSERY




This year's holiday homework was a beautiful blend of reading and creativity! Our little learners explored the magical world of stories like *The Very Hungry Caterpillar* and *The Magic Porridge Pot*. Inspired by these enchanting tales, the children brought their imaginations to life by crafting adorable caterpillars and charming pots, using a variety of materials. Through this activity, they not only developed a love for reading but also expressed their understanding of the stories through art and hands-on creativity.



Arts and crafts play a vital role in nurturing young minds and developing fine motor skills. Our students joyfully engaged in a series of hands-on activities — from crayon shaving pasting on a *lamp*, and fluffy cotton pasting on an *igloo*, to making a *tree* with leaf printing and a sparkling *jellyfish* using glitter sheets.

While having fun, they also unknowingly explored the letters '*ti*', '*li*', '*tr*' and '*j*' through each themed craft. To top it off, children revisited their pre-writing skills by tracing different patterns, sharpening their grip and control. A perfect blend of learning and creativity!





KINDERGARTEN ENGLISH NEWSLETTER



designed by Divyadesigns

Alphabet Adventures: A Month of Creative Learning

Our young learners embarked on a delightful journey through the alphabet, exploring each letter with thoughtfully designed, hands-on activities. They discovered the charm of 'C' through exciting crafts, created adorable handprint koalas for 'K', and crafted spiky hedgehogs for 'H'. Their creativity soared as they built rockets using shape cut-outs, made quirky monsters for 'M' with ice cream sticks, and brought 'D' to life through vibrant bottle cap printing. Each experience transformed letter learning into a joyful and enriching adventure!



CLASS 1 ENGLISH



To enhance their understanding of the topic **Singular and Plural (One-Many)**, the students created unique puzzles. They not only revised the concept but also developed a deeper understanding of how singular nouns change into plural forms. Such creative learning methods made the topic easier and more enjoyable for them.



G.D.Goenka Public School, Dwarka.

WISDOM HIGH

Word of the Week
CLASS : I

WORD: parched

MEANING: very thirsty/very dry

SYNONYM: dehydrated

ANTONYM: hydrated

USAGE: After playing outside, I felt parched and needed water to drink.



G.D.Goenka Public School, Dwarka.

WISDOM HIGH

Word of the Week
CLASS : I

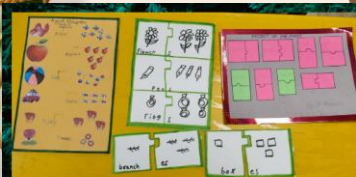
WORD: famished

MEANING: extremely hungry

SYNONYM: starved

ANTONYM: well fed






USAGE: I was tired and famished for food after my swimming class.





CLASS
III

Class 3-Holiday Homework on Sikkim
Where the Mountains Kiss the Sky-A
Paradise on The Earth



Class 3 students delved into the world of Sikkim's endangered species, blending empathy with awareness.

Through powerful poetry, they gave a voice to the wild—turning concern into creative expression.

Class 3 students delved into the world of Sikkim's endangered species, blending empathy with awareness.

Through powerful poetry, they gave a voice to the wild—turning concern into creative expression.

G.D.Goenka Public School, Dwarka.

WISDOM HIGH

Word of the week

CLASS : III

WORD: approach

MEANING: move towards

SYNONYM: come near, go

ANTONYM: depart, avoid

USAGE: The cat began to **approach** the mouse slowly.

G.D.Goenka Public School, Dwarka.

WISDOM HIGH

Word of the week

CLASS : III



WORD: scarce

MEANING: deficient in quantity

SYNONYM: rare, insufficient

ANTONYM: abundant, ample




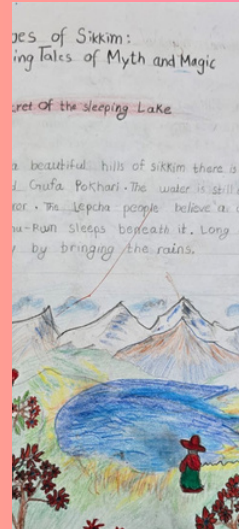
USAGE: Water is **scarce** in a desert.





The NIE Idiom Activity and Wisdom High new word slides sparked curiosity and fun amongst the students, helping them build a rich vocabulary in an engaging and memorable way.

Holiday Homework Reflection

Class 4





For their summer holiday homework, students created imaginative short stories under the theme “Echoes of Sikkim: Weaving Tales of Myth and Magic!” Inspired by Sikkim’s rich folklore and legends, they wrote and illustrated their stories on A4 sheets, some even binding them into beautiful booklets. This creative activity helped enhance their storytelling skills and cultural awareness.



English Activity – “My New Idea – Speak It, Sketch It, Write It!”

As part of their learning from Veena’s New Idea by Asha Nehemiah, students of Class 4 were encouraged to think creatively and solve real-life problems through invention. They imagined unique ideas that could help others, sketched them with colours on A4 sheets, and wrote a few sentences explaining their inventions.

This fun-filled activity enhanced their imagination, language skills, and empathy – just like Veena, the young innovator from the story!



WISDOM SLIDES_JULY

G.D.Goenka Public School, Dwarka.

WISDOM HIGH

Word of the week

CLASS : IV

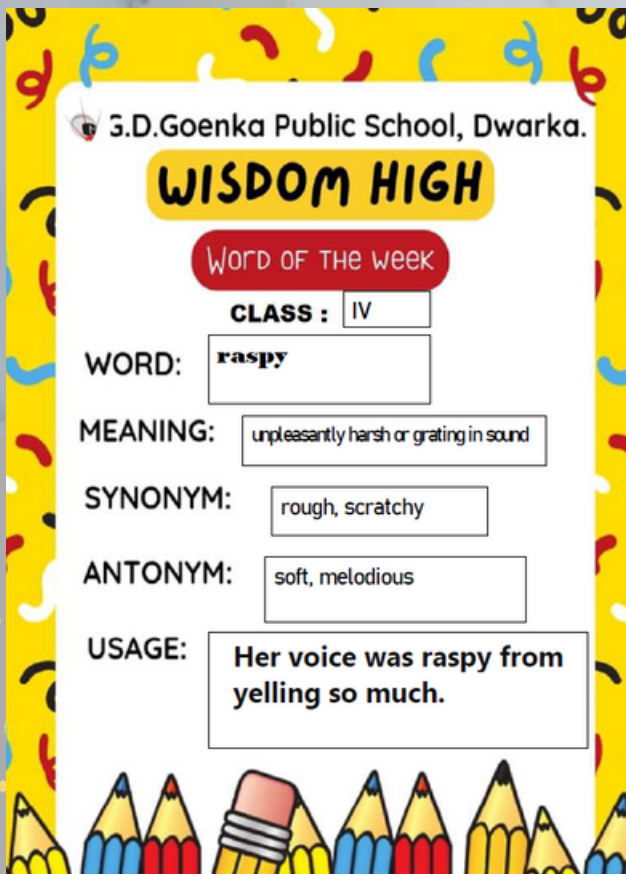
WORD: **raspy**

MEANING: unpleasantly harsh or grating in sound

SYNONYM: rough, scratchy

ANTONYM: soft, melodious

USAGE: Her voice was raspy from yelling so much.



G.D.Goenka Public School, Dwarka.

WISDOM HIGH

Word of the week

CLASS : IV

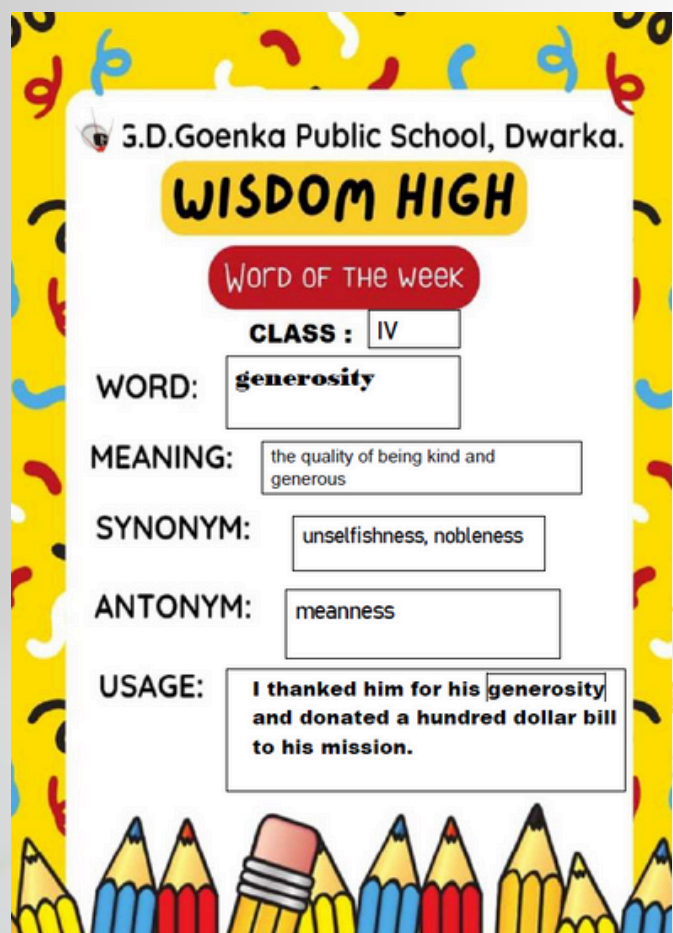
WORD: **generosity**

MEANING: the quality of being kind and generous

SYNONYM: unselfishness, nobleness


ANTONYM: meanness

USAGE: I thanked him for his generosity and donated a hundred dollar bill to his mission.




ENGLISH CLASS V

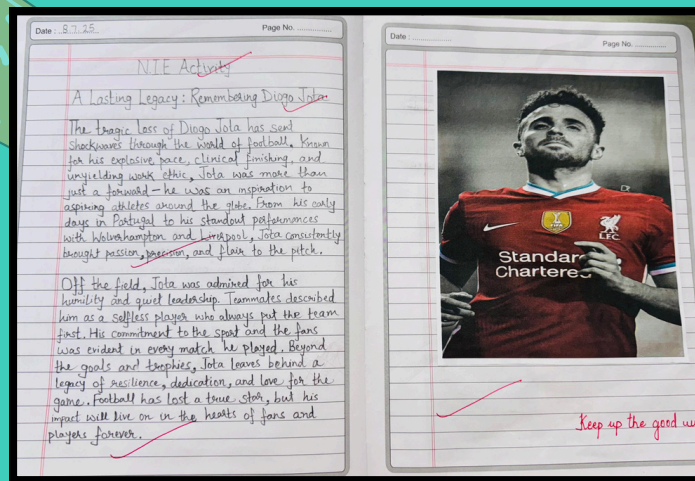
JULY NEWSLETTER



Our students brought the turtle's life cycle to life through creative flipbooks! From eggs to ocean explorers, each page flipped told the story of a turtle's journey. A fun and hands-on way to learn about nature and conservation



Our students explored the inspiring journey of footballer Diogo Jota, highlighting his dedication, achievements, and contribution to the sport. Their articles reflected both research and passion for the game



As part of their holiday homework, students designed creative menu cards featuring traditional Sikkimese cuisine. From momos to thukpa, their work beautifully showcased the rich flavors and culture of Sikkim. A delicious blend of learning and creativity





G.D.Goenka Public School, Dwarka.

WISDOM HIGH

Word of the week

CLASS : V

WORD: repartee

MEANING: quick, witty comments or replies.

SYNONYM: crosstalk, wordplay

ANTONYM: request, seriousness

USAGE: She was enjoying the challenge and their **repartee**.

Their conversation was a lively exchange of clever **repartee**



E.V.S NEWSLETTER

CLASS - NURSERY

Sensing the World Around Us!

"The senses are the gateway to learning."

Children explored the magic of the five sense organs through hands-on activities. They played a blindfold game for sight, tasted sweet, sour, and bitter items for the tongue, and smelled flowers, spices, and perfumes.

Through touch and feel, they discovered textures like soft, hard, hot, and cold. They also enjoyed identifying sounds like bells, horns, and music.

It was a joyful day of sensory exploration and discovery!



A Splash of Blue – Blue Colour Day Celebration

Our little ones celebrated Blue Colour Day with great excitement through activities like blue printing, tip printing, and orchid flower making. A special assembly was held where children came dressed in blue and spoke about blue objects they brought from home. To add creativity, a big water droplet craft was made and turned into cute bracelets. The day beautifully combined fun with learning as children joyfully explored the colour blue.



Little Words, Big Meaning

During circle time, the teacher sensitized the children to the importance of magic words like *please*, *sorry*, *thank you*, and *excuse me*. Through stories and role play, students discovered how these words can spread kindness and respect. They were encouraged to use them in daily conversations and make politeness a habit.



KINDERGARTEN

NEWSLETTER



Fruits and veggies, fresh and bright,
Make us strong with every bite.

Kindergarteners enjoyed a lively Vegetable Market Activity, where they explored colours, shapes, and names of vegetables through an engaging role-play. As little buyers and sellers, they learned how to shop for vegetables and discovered the importance of healthy eating in their life.



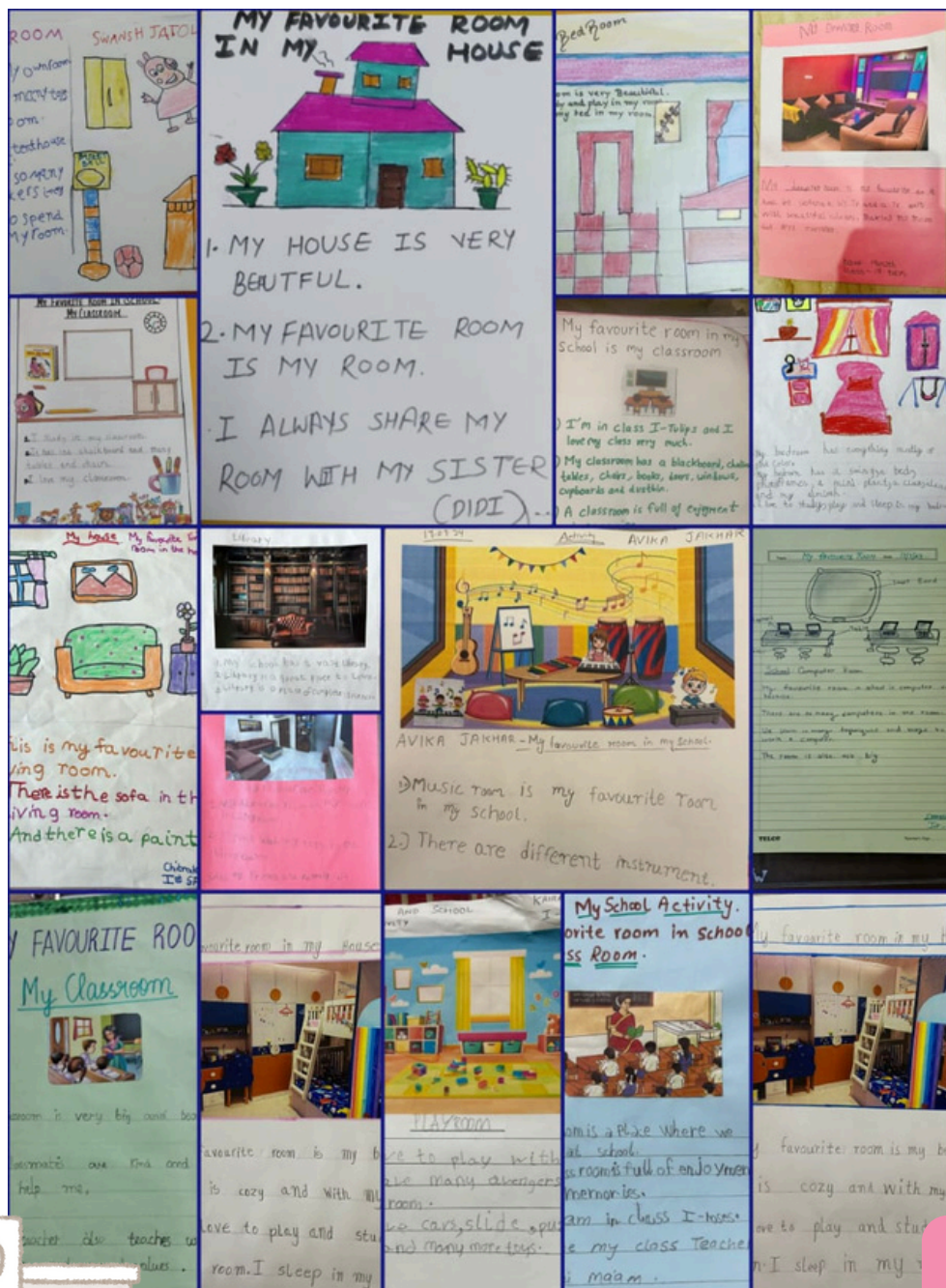
Kindergarteners enjoyed a vibrant Fruit Salad Activity, where they explored colours, textures, and tastes while mixing their favourite fruits, learning the joy of healthy eating in the most delicious way.



Class 1 EVS

July

My room — where I can be me, completely!
Our little learners of Class 1 poured their hearts out through pictures and lines about their most loved rooms. A glimpse into the world where their stories begin!



HOME



CLASS 2 EVS

It's not just about eating less, but about eating a variety of foods.





Students of Class 3 recently participated in an engaging activity on the theme "Soil and Houses." Through hands-on learning and creative exploration, the young learners discovered how soil influences construction and daily life. It was an interactive session that sparked curiosity and enhanced their understanding of environmental science in a fun and meaningful way.



CLASSROOM DISCOVERIES AND ACHIEVEMENTS
CLASS IV

Hands on Learning with Nature

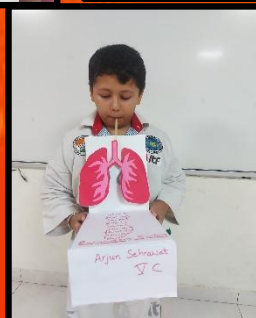
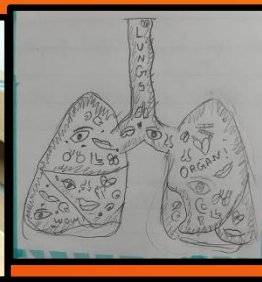
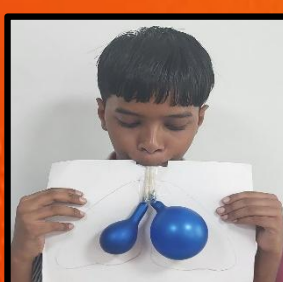
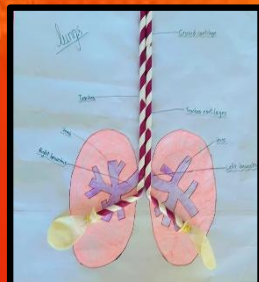
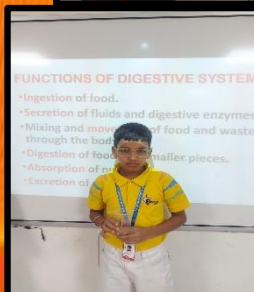
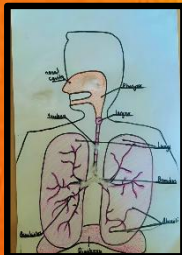
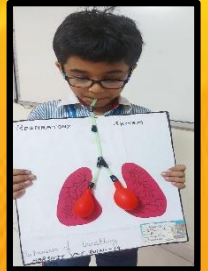
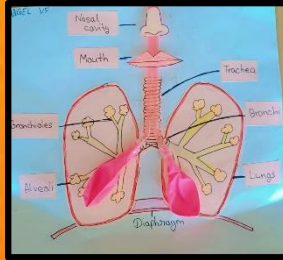
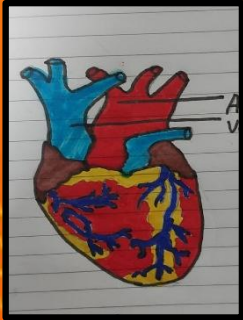
In science based exploration, Class 4 students took part in exciting and hands on activities that brought them closer to the natural world. **Seed Germination and Leaf Art Craft:** They observed how life begins from a tiny seed and using their creativity students transformed the leaves into animals, birds and beautiful scenery with the help of colors. The activity helped to develop observation skills, deeper appreciation and learning about practical values of nature while expressing creativity.



V EVS

YOUNG SCIENTISTS EXPLORE THE HUMAN BODY!

IN A RECENT CLASSROOM SCIENCE PROJECT, KIDS TOOK A HANDS-ON JOURNEY INTO THE FASCINATING WORLD OF ORGAN SYSTEMS. THEIR EXPERIMENTS HELPED THEM UNDERSTAND HOW





THE WORLD OF MATHS- NURSERY



Children love counting, and learning numbers is essential as it lays the foundation for most other mathematical skills. The little toddlers pasted three scoops on an ice cream cone for Number 3, played a bangle game for Number 4, crumbled and pasted paper on a starfish for Number 5, and coloured Number 6 while pasting six bindis to make a ladybug.



Learning shapes helps children identify and organize visual information. The concept of shapes guided preschoolers to visualize and connect with the world around them. To help them remember how a square is different from other shapes, a fun activity was conducted in which they made square-shaped photo frames.



MAGIC OF MATH KINDERGARTEN

Our young learners have been diving into the exciting world of number names and backward counting. Math became a magical adventure as they explored number names, and practiced backward and forward counting. Here's a glimpse into our exciting journey.

Ice-cream stick Craft

Students pasted an ice-cream stick on one alligator, enhancing their fine motor skills and cognitive development

Bicycle Craft with Bottle Cap Printing

Students used bottle caps to create bicycle crafts featuring the number two and solved a related crossword puzzle.



Rocket Craft Activity

Students wrote backward counting numbers on rocket crafts, enhancing their numeracy, sequencing and fine motor skills.

Full and empty

Students had a blast filling containers with water, sand and rice turning the concepts of full and empty into an exciting sensory adventure!





MATHELETES

Class 1



The students had a great time discovering their lucky numbers! They were excited to match letters with numbers and loved the mystery of finding what number they would get. It turned into a fun game that sparked laughter, curiosity, and lots of happy faces!



LUCKY NUMBER

A	B	C	D	E	0	
F	G	H	I	J	1	
K	L	M	N	O	2	
P	Q	R	S	T	3	
U	V	W	X	Y	Z	4

My Lucky Number:-
 $A+H+A+Y+R+A$ (AMATEA)
 $0+2+0+4+3+0=9$ (NINE)

Lucky Numbers

A	B	C	D	E	0	
F	G	H	I	J	1	
K	L	M	N	O	2	
P	Q	R	S	T	3	
U	V	W	X	Y	Z	4

MY LUCKY NUMBER:-
 $H+B+B+D+B+T$
 $1+0+0+0+0+3=4$

LUCKY NUMBER

A	B	C	D	E	0	
F	G	H	I	J	1	
K	L	M	N	O	2	
P	Q	R	S	T	3	
U	V	W	X	Y	Z	4

MY LUCKY NUMBER :
 $N+Y+S+H+A$
 $2+4+3+1+0=10$

Lucky Number

A	B	C	D	E	0	
F	G	H	I	J	1	
K	L	M	N	O	2	
P	Q	R	S	T	3	
U	V	W	X	Y	Z	4

My lucky Number
 $A+D+V+I+K$
 $0+0+4+1+2=7$

Lucky Number

A	B	C	D	E	0	
F	G	H	I	J	1	
K	L	M	N	O	2	
P	Q	R	S	T	3	
U	V	W	X	Y	Z	4

$A+V+I+R+A+J$
 $0+4+1+3+0+1=9$

ANUR GUPTA
T-AYERS

**LUCKY * !
NUMBER**

A	B	C	D	E	0	
F	G	H	I	J	1	
K	L	M	N	O	2	
P	Q	R	S	T	3	
U	V	W	X	Y	Z	4

My Lucky Number :
 $Y+A+T+I+K+A$
 $4+0+3+1+2+0=10$

LUCKY

A	B	C	D	E	0	
F	G	H	I	J	1	
K	L	M	N	O	2	
P	Q	R	S	T	3	
U	V	W	X	Y	Z	4

$R+T+Y+H+G+S+L$
 $2+0+4+0+2+3+2=13$

Renuka Sharma

Math - Activity

Lucky Number

A	B	C	D	E	0	
F	G	H	I	J	1	
K	L	M	N	O	2	
P	Q	R	S	T	3	
U	V	W	X	Y	Z	4

MY Lucky Number
 $A+Y+A+N+S+H$
 $0+4+0+0+2+3+1=10$

Lucky Number

A	B	C	D	E	0	
F	G	H	I	J	1	
K	L	M	N	O	2	
P	Q	R	S	T	3	
U	V	W	X	Y	Z	4

My lucky number :
 $P+H+A+I+T+S+H+T+H+A$
 $3+0+0+1+1+3+1+3+0+0=12$

Adarsh Singh

LUCKY NUMBER

A	B	C	D	E	0	
F	G	H	I	J	1	
K	L	M	N	O	2	
P	Q	R	S	T	3	
U	V	W	X	Y	Z	4

MY LUCKY NUMBER:-
 $X+O+R+H$
 $2+0+4+0=6$

Adarsh Singh

LUCKY NUMBER

A	B	C	D	E	0	
F	G	H	I	J	1	
K	L	M	N	O	2	
P	Q	R	S	T	3	
U	V	W	X	Y	Z	4

My Lucky Number :
 $A+T+H+A+R+V$
 $0+3+1+0+3+4=11$

Adarsh Singh

Activity - Lucky Number

Table below for finding your own lucky Number

A	B	C	D	E	0	
F	G	H	I	J	1	
K	L	M	N	O	2	
P	Q	R	S	T	3	
U	V	W	X	Y	Z	4

My lucky Number
 $I+W+I+S+H+A$
 $3+4+1+3+1+0=12$

I. MARICHA
Tushita Kapoor

Addition Activity

Lucky Number

A	B	C	D	E	0	
F	G	H	I	J	1	
K	L	M	N	O	2	
P	Q	R	S	T	3	
U	V	W	X	Y	Z	4

My Lucky Number :
 $M+I+M+A+N+S+A$
 $2+1+2+0+2+3+0=10$

Nome - Minamda
Dahiya Class - 1st
Mangold



LUCKY NUMBER

A	B	C	D	E	0	
F	G	H	I	J	1	
K	L	M	N	O	2	
P	Q	R	S	T	3	
U	V	W	X	Y	Z	4

My lucky number:
 $D+I+A+R+A$
 $0+1+0+3+0=4$

VAISHNAVI RAO

Lucky Number

A	B	C	D	E	0	
F	G	H	I	J	1	
K	L	M	N	O	2	
P	Q	R	S	T	3	
U	V	W	X	Y	Z	4

My Lucky Number:-
 $L+A+V+I+K$
 $2+0+4+1+2=9$

Lucky Number

A	B	C	D	E	0	
F	G	H	I	J	1	
K	L	M	N	O	2	
P	Q	R	S	T	3	
U	V	W	X	Y	Z	4

My Lucky Number:
 $A+D+H+Y+A+Y$
 $0+0+1+4+0+4=9$

Adarsh Singh class 2 (DAISIES)

Sayed Arib Husain
class - I DAISIES

Lucky Number

A	B	C	D	E	0	
F	G	H	I	J	1	
K	L	M	N	O	2	
P	Q	R	S	T	3	
U	V	W	X	Y	Z	4

My Lucky Number
 $A+R+I+B$
 $0+3+1+0=4$

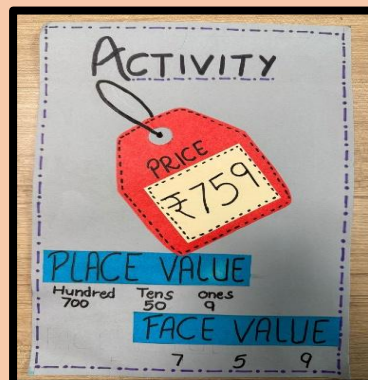


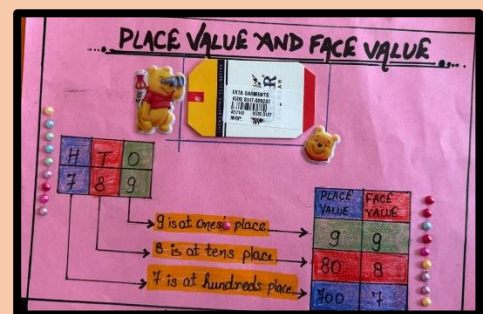
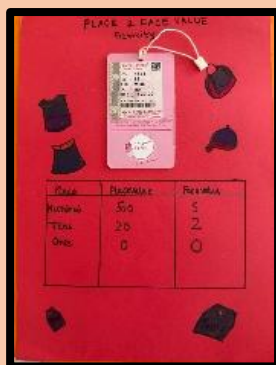
YES

CLAS II - PLACE VALUE ACTIVITY

Students of Class 2 participated in an engaging place value activity designed to strengthen their understanding of 3-digit numbers. Through interactive exercises, they explored the concept of **place** (ones, tens, hundreds) and **place value** (the value a digit holds based on its position in the number).

The activity also included a fun recap of writing numbers in **standard form** (e.g., 482) and **expanded form** (e.g., $400 + 80 + 2$), helping students visualize how each digit contributes to the overall number.

This hands-on learning experience not only reinforced their numerical concepts but also improved their confidence in working with 3-digit numbers.



CLASS 3 - MATHDOKU




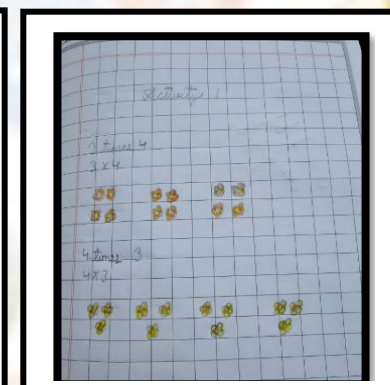





Shape Zoo Activity – A Creative Exploration of Shapes!

Our young learners truly brought the *Shape Zoo* to life with their vibrant and imaginative creations! Using basic shapes like circles, squares, triangles, and rectangles, students transformed simple cut-outs into delightful animals such as elephants, lions, birds, and more. Each student showcased creativity and a strong understanding of 2D shapes through their artwork. The wall display turned into a colorful and educational corner filled with fun animal facts and clever use of shapes.



CLASS IV - MATHS MANIA



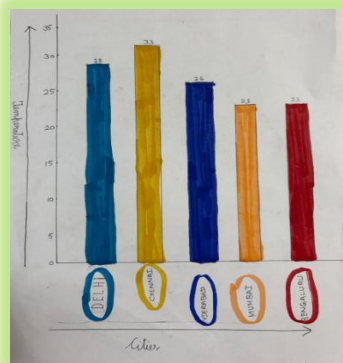

MULTIPLICATION BY VISULIZATION




The students of Class IV engaged in a meaningful activity to understand the concept of multiplication through visual representation. The objective was to help children grasp the idea of multiplication as repeated addition by using the method of grouping. This engaging task not only reinforced their understanding of number patterns and equal grouping but also introduced them to the properties of multiplication in a visually appealing and creative way.


CLASS 5 MATHOMANIA

Pictographs help present large amounts of information in a simple and clear way. They are easy to read as all the details are visible at a single glance and require minimal explanation due to their universal appeal. The students of Class V enthusiastically created pictographs based on the temperature data of six cities and learned how to represent collected information using images or symbols.





नर्सरी के नन्हे कलाकार



नर्सरी कक्षा के बच्चों को विभिन्न रोचक गतिविधियों के माध्यम से व्यंजन क, ख, ग, घ से परिचित कराया गया। 'क' की गतिविधि में बच्चों ने काले कागज से कौआ बनाया और उसमें पंख व चोंच जोड़ी। 'ख' की सामूहिक गतिविधि में बच्चों ने खिड़की तैयार की और खरगोश के चित्र पर रुई चिपकाई। 'ग' की गतिविधि में बच्चों ने कागज़ पर गमले के चित्र को सजाया और फॉयल पेपर से गुलाब का फूल बनाया। 'घ' की गतिविधि में बच्चों ने आइसक्रीम स्टिक से घर का निर्माण किया। सभी बच्चों ने इन गतिविधियों में बड़े उत्साह और आनंद के साथ भाग लिया।





किंडरगार्टन के नन्हे कलाकार



बाल-केंद्रित गतिविधियों के माध्यम से किंडरगार्टन के छात्रों को विभिन्न व्यंजनों से रोचक और रचनात्मक तरीके से परिचित करवाया गया। व्यंजन 'ज' के अंतर्गत छात्रों ने रंग-बिरंगे जोकर बनाए, जिससे उन्होंने 'ज' ध्वनि की पहचान करना सीखा।

'झ' व्यंजन में छात्रों ने अपनी कला-योग्यता दिखाते हुए झाड़ू का सुंदर क्राफ्ट तैयार किया। व्यंजन 'ट' से जुड़ी गतिविधि में छात्रों ने रंगीन कागज़ के टुकड़े चिपकाने की तकनीक से टमाटर बनाया। इन रचनात्मक गतिविधियों के माध्यम से छात्रों ने न केवल व्यंजनों की पहचान की, बल्कि दो अक्षर वाले शब्दों का अभ्यास भी किया, जिससे उनकी भाषा समझ और शब्दावली में भी विस्तार हुआ।



"आ" की मात्रा की गतिविधि

हिंदी शब्द निर्माण गतिविधि

छात्रों ने A4 शीट पर दिए गए वर्णों और मात्राओं को जोड़कर नए शब्द बनाए और उनमें से पाँच शब्दों के सुंदर चित्र बनाए या चिपकाए। इस रचनात्मक गतिविधि ने बच्चों की भाषा, लेखन और कल्पनाशक्ति को प्रोत्साहित किया।





हिंदी माह गतिविधि


हिंदी माह के अंतर्गत नारा लेखन गतिविधि करवाई गई। बच्चों ने उत्साह से भाग लिया और सुंदर नारा लिखा और चित्रों द्वारा उसे दर्शाया। जैसे - "जय जवान जय किसान"। यह गतिविधि शिक्षाप्रद और आनंददायक रही।



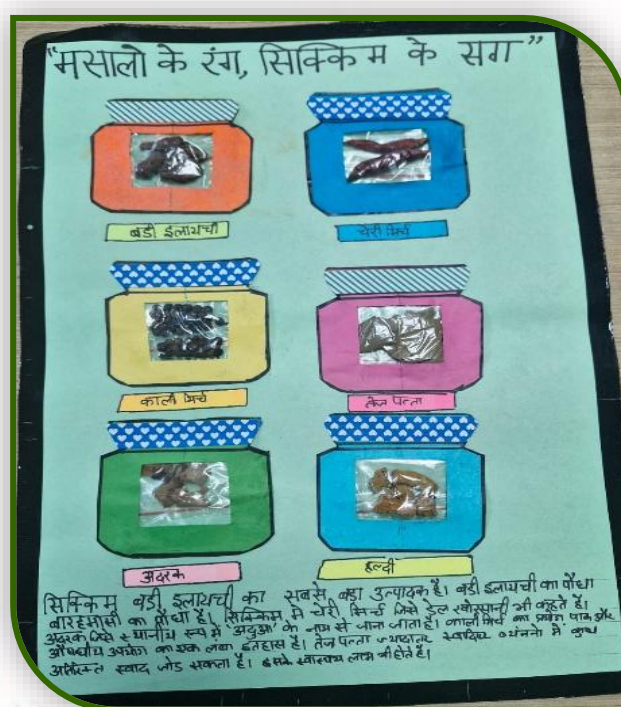
कक्षा - दूसरी

कक्षा दूसरी के छात्रों ने वचन और उसके भेद (एकवचन और बहुवचन) को समझ कर दी गई गतिविधि को उत्साह के साथ किया ।


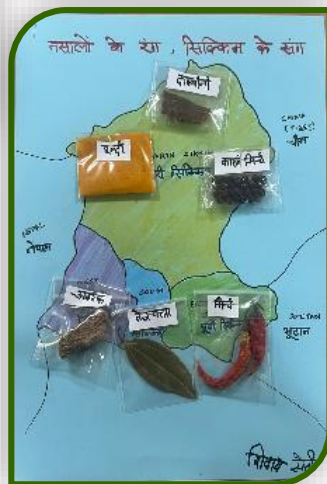





कक्षा तीसरी के छात्रों ने इस माह सिक्किम के रंग मसालों के संग गतिविधि में उत्साहपूर्व अपनी कला को दर्शाया और बहुत ही सुन्दर तरीके से छात्रों ने कोलाज बनाया कुछ वाक्य लिखे और जानकारी प्राप्त की ।







कक्षा चौथी के छात्रों ने ग्रीष्मकालीन अवकाश में दिए गए गृहकार्य 'गुड़ियों का रंगमंच: सिक्किम की सांस्कृतिक झलक' में सिक्किम की संस्कृति और वेशभूषा पर आधारित एक गुड़िया बनाई और एक स्वरचित कहानी लिखी।

















कक्षा पाँचवीं

कक्षा पाँचवीं में 'ग्रीष्मकालीन अवकाश' में विद्यार्थियों द्वारा कोलाज निर्माण करवाया गया। सभी विद्यार्थी सिक्किम राज्य से जुड़े विभिन्न पहलुओं पर आधारित एक रचनात्मक कोलाज तैयार किया। इसमें वे पर्यटन स्थल, संस्कृति, खान-पान, जीवनशैली, जैव विविधता और जनजातीय जीवन को चित्रों और रंगों के माध्यम से दर्शाया।





Thank
you!

